

Autodesk Docs\318607000 - SCUSD Matsuyama ES Modernization\186070000-A-MATSUYAMA-MOD-01

H. FAN SYSTEMS & AIR ECONOMIZERS  
Table with columns: System Name, HP-11-3, Quantity, 1, Fan System Status, Alteration, System Zoning, all other systems, Serving Dwelling Units, Not Serving Dwelling Units, Fan System Airflow (cfm), 1,350, Site Elevation, 17, Economizer, NA: Altered packaged AC or HP <54 kBTU/h

1 FOOTNOTES: Fans serving spaces with design background noise goals below NC35  
2 Low-turndown single-zone VAV fan system must be capable of and configured to reduce airflow to 50 percent of design airflow and use no more than 30 percent of the design wattage at that airflow. No more than 10 percent of the design load served by the equipment shall have fixed loads.  
3 Fan system allowance includes fan system base fan allowance.  
4 Filter pressure loss can only be counted once per fan system.  
5 Complex Fan System means a fan system that combines a single cabinet fan system with other supply fans, exhaust fans, or both.  
6 Computer room economizers must meet requirements of 140.9(a) and will be documented on the NRCC-PRC-E document.

H. EXHAUST AIR HEAT RECOVERY 140.4(a), 170.2(c)4O  
Table with columns: 01, 02, 03, 04, 05, 06, 07, 08, 09, 10, 11  
Generated Date/Time: Documentation Software: EnergyPro  
CA Building Energy Efficiency Standards - 2022 Nonresidential Compliance  
Report Version: 2022.0.000  
Schema Version: rev 20220101  
Compliance ID: EnergyPro-4955-1223-1597  
Report Generated: 2023-12-14 14:00:11

H. EXHAUST AIR HEAT RECOVERY 140.4(a), 170.2(c)4O  
Table with columns: Fan System Name, Qty, Hours of Operation per Year, Design Supply Airflow Rate, Outdoor Airflow, % Outdoor Air at Full Design Airflow, Exemptions to Exhaust Air Heat Recovery per 140.4(a) & 170.2(c)4O, Exhaust Air Heat Recovery 140.4(a) & 170.2(c)4O, Type Of Heat Recovery Rating, Required Recovery Ratio, Energy Recovery Bypass

I. SYSTEM CONTROLS  
This table is used to demonstrate compliance with mandatory controls in 110.2 and 120.2 and prescriptive controls in 140.4(f) and (n), 170.2(c)4D, 170.2(c)4L or requirements in 141.0(b)2E, 180.2(b)2 for altered space conditioning systems.  
Table with columns: 01, 02, 03, 04, 05, 06, 07, 08, 09

Generated Date/Time: Documentation Software: EnergyPro  
CA Building Energy Efficiency Standards - 2022 Nonresidential Compliance  
Report Version: 2022.0.000  
Schema Version: rev 20220101  
Compliance ID: EnergyPro-4955-1223-1597  
Report Generated: 2023-12-14 14:00:11

J. VENTILATION AND INDOOR AIR QUALITY  
This table is used to demonstrate compliance with mandatory ventilation requirements in 120.1, 120.2(e)38, 140.4(p) and 140.4(q) for all nonresidential and hotel/motel and 142.4(e) for nonresidential, hotel/motel, 170.2(a)4N, 170.2(a)4O for high-rise residential occupancies. For alterations, only ventilation systems being altered within the scope of the permit application need to be documented in this table. In lieu of this table, the required outdoor ventilation rates and airflow rates or the calculations can be presented in a spreadsheet.  
Table with columns: 01, 02, 03, 04, 05, 06, 07, 08, 09, 10, 11

Generated Date/Time: Documentation Software: EnergyPro  
CA Building Energy Efficiency Standards - 2022 Nonresidential Compliance  
Report Version: 2022.0.000  
Schema Version: rev 20220101  
Compliance ID: EnergyPro-4955-1223-1597  
Report Generated: 2023-12-14 14:00:11

F. HVAC SYSTEM SUMMARY (DRY & WET SYSTEMS)  
Dry System Equipment Efficiency (Package Terminal Air Conditioners (PTAC) and Package Terminal Heat Pumps (PTHP) only)  
Table with columns: 01, 02, 03, 04, 05, 06, 07

G. PUMPS  
This section does not apply to this project.

Generated Date/Time: Documentation Software: EnergyPro  
CA Building Energy Efficiency Standards - 2022 Nonresidential Compliance  
Report Version: 2022.0.000  
Schema Version: rev 20220101  
Compliance ID: EnergyPro-4955-1223-1597  
Report Generated: 2023-12-14 14:00:11

H. FAN SYSTEMS & AIR ECONOMIZERS  
This table is used to demonstrate compliance with prescriptive requirements found in 140.4(c), 140.4(e), 140.4(m), 170.2(c)3, and 170.2(c)4A for fan systems. Fan systems serving only process loads are exempt from these requirements and do not need to be included in Table H.  
Table with columns: System Name, HP-11-1, Quantity, 1, Fan System Status, Alteration, System Zoning, all other systems, Serving Dwelling Units, Not Serving Dwelling Units, Fan System Airflow (cfm), 1,350, Site Elevation, 17, Economizer, NA: Altered packaged AC or HP <54 kBTU/h

Generated Date/Time: Documentation Software: EnergyPro  
CA Building Energy Efficiency Standards - 2022 Nonresidential Compliance  
Report Version: 2022.0.000  
Schema Version: rev 20220101  
Compliance ID: EnergyPro-4955-1223-1597  
Report Generated: 2023-12-14 14:00:11

H. FAN SYSTEMS & AIR ECONOMIZERS  
Table with columns: System Name, HP-11-2, Quantity, 1, Fan System Status, Alteration, System Zoning, all other systems, Serving Dwelling Units, Not Serving Dwelling Units, Fan System Airflow (cfm), 1,350, Site Elevation, 17, Economizer, NA: Altered packaged AC or HP <54 kBTU/h

Generated Date/Time: Documentation Software: EnergyPro  
CA Building Energy Efficiency Standards - 2022 Nonresidential Compliance  
Report Version: 2022.0.000  
Schema Version: rev 20220101  
Compliance ID: EnergyPro-4955-1223-1597  
Report Generated: 2023-12-14 14:00:11

A. GENERAL INFORMATION  
Table with columns: 01, 02, 03, 04, 05, 06

B. PROJECT SCOPE  
This table includes mechanical systems or components that are within the scope of the permit application and are demonstrating compliance using the prescriptive path outlined in 140.4, 170.2(b) or 141.0(b)2 for alterations.  
Table with columns: 01, 02, 03

Generated Date/Time: Documentation Software: EnergyPro  
CA Building Energy Efficiency Standards - 2022 Nonresidential Compliance  
Report Version: 2022.0.000  
Schema Version: rev 20220101  
Compliance ID: EnergyPro-4955-1223-1597  
Report Generated: 2023-12-14 14:00:11

C. COMPLIANCE RESULTS  
Table C will indicate if the project data input into the compliance document is compliant with mechanical requirements. This table is not editable by the user. If this table says "DOES NOT COMPLY" or "COMPLIES with Exceptional Conditions" refer to Table D, or the table indicated as not compliant for guidance.  
Table with columns: 01, 02, 03, 04, 05, 06, 07, 08, 09

D. EXCEPTIONAL CONDITIONS  
This table is auto-filled with uneditable comments because of selections made or data entered in tables throughout the form.

E. ADDITIONAL REMARKS  
This table includes remarks made by the permit applicant to the Authority Having Jurisdiction.


F. HVAC SYSTEM SUMMARY (DRY & WET SYSTEMS)  
Space Conditioning System Information  
Table with columns: 01, 02, 03, 04, 05, 06

Generated Date/Time: Documentation Software: EnergyPro  
CA Building Energy Efficiency Standards - 2022 Nonresidential Compliance  
Report Version: 2022.0.000  
Schema Version: rev 20220101  
Compliance ID: EnergyPro-4955-1223-1597  
Report Generated: 2023-12-14 14:00:11

F. HVAC SYSTEM SUMMARY (DRY & WET SYSTEMS)  
Dry System Equipment Sizing (includes air conditioners, condensers, heat pumps, VRF, furnaces and unit heaters and DOAS systems)  
Table with columns: 01, 02, 03, 04, 05, 06, 07, 08, 09, 10, 11

1 FOOTNOTES: Equipment shall be the smallest size, within the available options of the desired equipment line, necessary to meet the design heating and cooling loads of the building per 140.4(a) and 170.2(c)1. Healthcare facilities are exempt.  
2 It is common practice to show rated output capacity on the equipment schedule. Sensible cooling output comes from specification sheet tables.  
3 If equipment is heating only, leave cooling output and load blank. If equipment is cooling only, leave heating output and load blank.  
4 Authority Having Jurisdiction may ask for load calculations used for compliance per 140.4(b) and 170.2(c).

Generated Date/Time: Documentation Software: EnergyPro  
CA Building Energy Efficiency Standards - 2022 Nonresidential Compliance  
Report Version: 2022.0.000  
Schema Version: rev 20220101  
Compliance ID: EnergyPro-4955-1223-1597  
Report Generated: 2023-12-14 14:00:11



HMC Architects  
3186-070-000  
2101 CAPITOL AVENUE, SUITE 100,  
SACRAMENTO, CA 95816  
916 368 7990 / www.hmcarchitects.com


ISSUE  
Table with columns: DESCRIPTION, DATE

H. FAN SYSTEMS & AIR ECONOMIZERS  
Table with columns: System Name, HP-11-2, Quantity, 1, Fan System Status, Alteration, System Zoning, all other systems, Serving Dwelling Units, Not Serving Dwelling Units, Fan System Airflow (cfm), 1,350, Site Elevation, 17, Economizer, NA: Altered packaged AC or HP <54 kBTU/h

Generated Date/Time: Documentation Software: EnergyPro  
CA Building Energy Efficiency Standards - 2022 Nonresidential Compliance  
Report Version: 2022.0.000  
Schema Version: rev 20220101  
Compliance ID: EnergyPro-4955-1223-1597  
Report Generated: 2023-12-14 14:00:11

FACILITY:  
MATSUYAMA ELEMENTARY SCHOOL  
7680 WINBRIDGE DR.  
SACRAMENTO, CA 95831  
PROJECT:  
MATSUYAMA ELEMENTARY SCHOOL MODERNIZATION  
SHEET NAME:  
TITLE 24 COMPLIANCE - BUILDING 11  
DSA SUBMITTAL  
DATE: 01/04/2024  
CLIENT PROJ NO: 3186-070-000  
SHEET:  
T24.07

MEP & FS / Sustainability / CxA  
1209 Pleasant Grove Blvd.  
Roseville, CA 95678  
p 916-771-0778  
www.jpengineers.com  
Job #: 23-2274



DATE TIME REPORT NUMBER PROJECT INFORMATION SHEET ORIGINAL PAGE SIZE

STATE OF CALIFORNIA CALIFORNIA ENERGY COMMISSION MECHANICAL SYSTEMS CERTIFICATE OF COMPLIANCE NRC-CMCH-4 MATSUYAMA ELEMENTARY SCHOOL MODERNIZATION

Q. MANDATORY MEASURES DOCUMENTATION LOCATION. Table with columns for measure ID, description, and location type (M-Plans, M-Sheets).

Documentation Author: Lydia Reynolds, LP Consulting Engineers, Inc. Address: 1209 Pleasant Grove Blvd, Roseville, CA 95678. Date: 2023-12-14.

STATE OF CALIFORNIA CALIFORNIA ENERGY COMMISSION MECHANICAL SYSTEMS CERTIFICATE OF COMPLIANCE NRC-CMCH-4 MATSUYAMA ELEMENTARY SCHOOL MODERNIZATION

DOCUMENTATION AUTHOR'S DECLARATION STATEMENT. I certify that this Certificate of Compliance documentation is accurate and complete.

RESPONSIBLE PERSON'S DECLARATION STATEMENT. I certify the following under penalty of perjury under the laws of the State of California.

CA Building Energy Efficiency Standards - 2022 Nonresidential Compliance. Report Version: 2022.0.000. Compliance ID: EnergyPro-4955-1223-1597.

STATE OF CALIFORNIA CALIFORNIA ENERGY COMMISSION MECHANICAL SYSTEMS CERTIFICATE OF COMPLIANCE NRC-CMCH-4 MATSUYAMA ELEMENTARY SCHOOL MODERNIZATION

N. DECLARATION OF REQUIRED CERTIFICATES OF INSTALLATION. Selections have been made based on information provided in previous tables.

O. DECLARATION OF REQUIRED CERTIFICATES OF ACCEPTANCE. Selections have been made based on information provided in previous tables.

P. DECLARATION OF REQUIRED CERTIFICATES OF VERIFICATION. There are no NRCV forms required for this project.

CA Building Energy Efficiency Standards - 2022 Nonresidential Compliance. Report Version: 2022.0.000. Compliance ID: EnergyPro-4955-1223-1597.

STATE OF CALIFORNIA CALIFORNIA ENERGY COMMISSION MECHANICAL SYSTEMS CERTIFICATE OF COMPLIANCE NRC-CMCH-4 MATSUYAMA ELEMENTARY SCHOOL MODERNIZATION

STATE OF CALIFORNIA CALIFORNIA ENERGY COMMISSION MECHANICAL SYSTEMS CERTIFICATE OF COMPLIANCE NRC-CMCH-4 MATSUYAMA ELEMENTARY SCHOOL MODERNIZATION

L. DISTRIBUTION (DUCTWORK and PIPING). Table with columns for item number, compliance status, and description of ductwork system.

Documentation Author: Lydia Reynolds, LP Consulting Engineers, Inc. Address: 1209 Pleasant Grove Blvd, Roseville, CA 95678. Date: 2023-12-14.

STATE OF CALIFORNIA CALIFORNIA ENERGY COMMISSION MECHANICAL SYSTEMS CERTIFICATE OF COMPLIANCE NRC-CMCH-4 MATSUYAMA ELEMENTARY SCHOOL MODERNIZATION

L. DISTRIBUTION (DUCTWORK and PIPING). Table with columns for item number, compliance status, and description of ductwork system.

Documentation Author: Ryan Ennis, LP Consulting Engineers, Inc. Address: 1209 Pleasant Grove Blvd, Roseville, CA 95678. Date: 2023-12-14.

CA Building Energy Efficiency Standards - 2022 Nonresidential Compliance. Report Version: 2022.0.000. Compliance ID: EnergyPro-4955-1223-1597.

STATE OF CALIFORNIA CALIFORNIA ENERGY COMMISSION MECHANICAL SYSTEMS CERTIFICATE OF COMPLIANCE NRC-CMCH-4 MATSUYAMA ELEMENTARY SCHOOL MODERNIZATION

L. DISTRIBUTION (DUCTWORK and PIPING). Table with columns for item number, compliance status, and description of ductwork system.

P. DECLARATION OF REQUIRED CERTIFICATES OF VERIFICATION. There are no NRCV forms required for this project.

CA Building Energy Efficiency Standards - 2022 Nonresidential Compliance. Report Version: 2022.0.000. Compliance ID: EnergyPro-4955-1223-1597.

STATE OF CALIFORNIA CALIFORNIA ENERGY COMMISSION MECHANICAL SYSTEMS CERTIFICATE OF COMPLIANCE NRC-CMCH-4 MATSUYAMA ELEMENTARY SCHOOL MODERNIZATION

STATE OF CALIFORNIA CALIFORNIA ENERGY COMMISSION MECHANICAL SYSTEMS CERTIFICATE OF COMPLIANCE NRC-CMCH-4 MATSUYAMA ELEMENTARY SCHOOL MODERNIZATION

J. VENTILATION AND INDOOR AIR QUALITY. Table with columns for room name, occupancy, and ventilation requirements.

Documentation Author: Lydia Reynolds, LP Consulting Engineers, Inc. Address: 1209 Pleasant Grove Blvd, Roseville, CA 95678. Date: 2023-12-14.

STATE OF CALIFORNIA CALIFORNIA ENERGY COMMISSION MECHANICAL SYSTEMS CERTIFICATE OF COMPLIANCE NRC-CMCH-4 MATSUYAMA ELEMENTARY SCHOOL MODERNIZATION

J. VENTILATION AND INDOOR AIR QUALITY. Table with columns for room name, occupancy, and ventilation requirements.

Documentation Author: Ryan Ennis, LP Consulting Engineers, Inc. Address: 1209 Pleasant Grove Blvd, Roseville, CA 95678. Date: 2023-12-14.

CA Building Energy Efficiency Standards - 2022 Nonresidential Compliance. Report Version: 2022.0.000. Compliance ID: EnergyPro-4955-1223-1597.

STATE OF CALIFORNIA CALIFORNIA ENERGY COMMISSION MECHANICAL SYSTEMS CERTIFICATE OF COMPLIANCE NRC-CMCH-4 MATSUYAMA ELEMENTARY SCHOOL MODERNIZATION

L. DISTRIBUTION (DUCTWORK and PIPING). Table with columns for item number, compliance status, and description of ductwork system.

P. DECLARATION OF REQUIRED CERTIFICATES OF VERIFICATION. There are no NRCV forms required for this project.

CA Building Energy Efficiency Standards - 2022 Nonresidential Compliance. Report Version: 2022.0.000. Compliance ID: EnergyPro-4955-1223-1597.

STATE OF CALIFORNIA CALIFORNIA ENERGY COMMISSION MECHANICAL SYSTEMS CERTIFICATE OF COMPLIANCE NRC-CMCH-4 MATSUYAMA ELEMENTARY SCHOOL MODERNIZATION

AGENCY APPROVAL. Sacramento City UNIFIED SCHOOL DISTRICT logo and contact information for HMC Architects.

ISSUE table with columns for description and date.

STATE OF CALIFORNIA CALIFORNIA ENERGY COMMISSION MECHANICAL SYSTEMS CERTIFICATE OF COMPLIANCE NRC-CMCH-4 MATSUYAMA ELEMENTARY SCHOOL MODERNIZATION

CONSULTING ENGINEERS logo and seal for Ryan Ennis, License No. 41413, Mechanical, State of California.

FACILITY: MATSUYAMA ELEMENTARY SCHOOL. PROJECT: MATSUYAMA ELEMENTARY SCHOOL MODERNIZATION. SHEET NAME: TITLE 24 COMPLIANCE - BUILDING 11. DSA SUBMITTAL.

T24.08

Audodesk Docs:0316007000 - SCUSD Matsuyama ES Modernization:0181607000-A-MATSUYAMA-MOD-11



FILE LINE INFORMATION IS  
LOCATED IN THE INFORMATION  
BLOCKS ON THE ORIGINAL SHEET.  
SHEET ORIGINAL PAGE SIZE

Autodesk Docs://18607000 - SCUSD Matsuyama ES Modernization/318607000-A-MATSUYAMA-MOD.rvt  
12/15/2023 2:28:53 PM

**Q. MANDATORY MEASURES DOCUMENTATION LOCATION**  
 This table is used to indicate where mandatory measures are documented in the plan set or construction documentation.

01		02	
Compliance with Mandatory Measures documented through MCH	Yes	Plan sheet or construction document location	M-Sheets
Mandatory Measures Note Block			

Generated Date/Time: Documentation Software: EnergyPro  
 CA Building Energy Efficiency Standards - 2022 Nonresidential Compliance Report Version: 2022.0.000 Compliance ID: EnergyPro-4955-1223-1559  
 Schema Version: rev 20220101 Report Generated: 2023-12-14 14:04:30

**DOCUMENTATION AUTHOR'S DECLARATION STATEMENT**  
 I certify that this Certificate of Compliance documentation is accurate and complete.

Documentation Author Name: Lydia Reynolds	Documentation Author Signature: <i>[Signature]</i>
Company: LP Consulting Engineers, Inc.	Signature Date: 2023-12-14
Address: 1209 Pleasant Grove Blvd.	CEA/HERS Certification Identification (if applicable):
City/State/Zip: Roseville CA 95678	Phone: 916.771.0778

**RESPONSIBLE PERSON'S DECLARATION STATEMENT**  
 I certify the following under penalty of perjury, under the laws of the State of California:  
 1. The information provided on this Certificate of Compliance is true and correct.  
 2. I am eligible under Division 3 of the Business and Professions Code to accept responsibility for the building design or system design identified on this Certificate of Compliance (responsible designer).  
 3. The energy features and performance specifications, materials, components, and manufactured devices for the building design or system design identified on this Certificate of Compliance conform to the requirements of Title 24, Part 1, and Part 6 of the California Code of Regulations.  
 4. The building design features or system design features identified on this Certificate of Compliance are consistent with the information provided on other applicable compliance documents, worksheets, calculations, plans and specifications submitted to the enforcement agency for approval with this building permit application.  
 5. I will ensure that a completed signed copy of this Certificate of Compliance shall be made available with the building permit(s) issued for the building, and made available to the enforcement agency for all applicable inspections. I understand that a completed signed copy of this Certificate of Compliance is required to be included with the documentation the builder provides to the building owner at occupancy.

Responsible Designer Name: Ryan Ennis	Responsible Designer Signature: <i>[Signature]</i>
Company: LP Consulting Engineers, Inc.	Date Signed: 2023-12-14
Address: 1209 Pleasant Grove Blvd.	License: M41413
City/State/Zip: Roseville CA 95678	Phone: 916.771.0778

Generated Date/Time: Documentation Software: EnergyPro  
 CA Building Energy Efficiency Standards - 2022 Nonresidential Compliance Report Version: 2022.0.000 Compliance ID: EnergyPro-4955-1223-1559  
 Schema Version: rev 20220101 Report Generated: 2023-12-14 14:04:30

AGENCY APPROVAL:



HMC Architects  
 3186-070-000  
 2101 CAPITOL AVENUE, SUITE 100,  
 SACRAMENTO, CA, 95816  
 916 368 7990 / www.hmcarchitects.com

ISSUE	
DESCRIPTION	DATE

MEP & FS / Sustainability / CxA  
 LP CONSULTING ENGINEERS  
 1209 Pleasant Grove Blvd.  
 Roseville, CA 95678  
 p 916-771-0778  
 www.lpengineers.com  
 Job #: 23-2274

FACILITY:  
**MATSUYAMA ELEMENTARY SCHOOL**  
 7680 WINDBRIDGE DR.  
 SACRAMENTO, CA 95831

PROJECT:  
**MATSUYAMA ELEMENTARY SCHOOL MODERNIZATION**

SHEET NAME:  
**TITLE 24 COMPLIANCE - KITCHEN**

**DSA SUBMITTAL**

DATE: 01/04/2024 CLIENT PROJ NO: 3186-070-000  
 SHEET:

T24.10

Autocheck Docs\0186070000 - SCUSD Matsuyama ES Modernization\186070000-A-MATSUYAMA-MOD-INT-12192023 2:28:53 PM

CERTIFICATE OF COMPLIANCE
Indoor Lighting
Project Name: Matsuyama Elementary School Modernization
Project Address: 7680 Windbridge Dr
Report Page: (Page 7 of 7)
Date Prepared: 12/20/2023

DOCUMENTATION AUTHOR'S DECLARATION STATEMENT
I certify that this Certificate of Compliance documentation is accurate and complete.

Documentation Author Name: Rami Zeldan
Signature Date: 2023-12-20
Company: LP Consulting Engineers, Inc.
Address: 1209 Pleasant Grove Blvd
City/State/Zip: Roseville CA 95678

RESPONSIBLE PERSON'S DECLARATION STATEMENT
I certify the following under penalty of perjury, under the laws of the State of California:
1. The information provided on this Certificate of Compliance is true and correct.

Generated Date/Time:
Documentation Software: EnergyPro
CA Building Energy Efficiency Standards - 2022 Nonresidential Compliance
Report Version: 2022.0.000
Schema Version: rev 20220101

A. GENERAL INFORMATION
01 Project Location (city) Sacramento
02 Climate Zone 12
04 Total Illuminated Hardscape Area (ft²) 8312

B. PROJECT SCOPE
This table includes outdoor lighting systems that are within the scope of the permit application and are demonstrating compliance using the prescriptive path outlined in 140.7 / 170.2(e)(6) or 141.0(b)(2) / 180.2(b)(4) for alterations.

Generated Date/Time:
Documentation Software: EnergyPro
CA Building Energy Efficiency Standards - 2022 Nonresidential Compliance
Report Version: 2022.0.000
Schema Version: rev 20220101

CERTIFICATE OF COMPLIANCE
Indoor Lighting
Project Name: Matsuyama Elementary School Modernization
Project Address: 7680 Windbridge Dr
Report Page: (Page 2 of 7)
Date Prepared: 12/20/2023

Table with 9 columns: Calculations of Total Allowed Lighting Power (Watts) 140.7 / 170.2(e)(6) or 141.0(b)(2) / 180.2(b)(4) and Compliance Results. Includes rows for General Hardscape Allowance, Per Application, Sales Frontage, Ornamental, Per Specific Area, Existing Power, Total Allowed, Total Actual, and Compliance status (COMPLIES).

D. EXCEPTIONAL CONDITIONS
This table is auto-filled with uneditable comments because of selections made or data entered in tables throughout the form.

E. ADDITIONAL REMARKS
This table includes remarks made by the permit applicant to the Authority Having Jurisdiction.

Generated Date/Time:
Documentation Software: EnergyPro
CA Building Energy Efficiency Standards - 2022 Nonresidential Compliance
Report Version: 2022.0.000
Schema Version: rev 20220101

CERTIFICATE OF COMPLIANCE
Indoor Lighting
Project Name: Matsuyama Elementary School Modernization
Project Address: 7680 Windbridge Dr
Report Page: (Page 4 of 7)
Date Prepared: 12/20/2023

H. INDOOR LIGHTING CONTROLS (Not including PAFs)
Area Level Controls

Table with 12 columns: Area Description, Complete Building or Area Category Primary Function Area, Manual Area Controls, Multi-Level Controls, Shut-Off Controls, Primary/Sky lit Daylighting, Secondary Daylighting, Interlocked Systems, Field Inspector, Pass, Fail. Includes rows for Electrical and Fire Room, All Other Space Types, and Plan Sheet Showing Daylit Zones.

I. LIGHTING POWER ALLOWANCE: COMPLETE BUILDING OR AREA CATEGORY METHODS
Each area complying using the Complete Building or Area Category Methods per 140.6(b) are included in this table. Column 06 indicates if additional lighting power allowances per 140.6(c) or adjustments per 140.6(a) are being used.

J. ADDITIONAL ALLOWANCE: AREA CATEGORY METHOD QUALIFYING LIGHTING SYSTEM
This section does not apply to this project.

Generated Date/Time:
Documentation Software: EnergyPro
CA Building Energy Efficiency Standards - 2022 Nonresidential Compliance
Report Version: 2022.0.000
Schema Version: rev 20220101

K. TAILORED METHOD GENERAL LIGHTING POWER ALLOWANCE
This section does not apply to this project.

L. ADDITIONAL LIGHTING ALLOWANCE: TAILORED WALL DISPLAY
This section does not apply to this project.

M. ADDITIONAL LIGHTING ALLOWANCE: TAILORED FLOOR AND TASK LIGHTING
This section does not apply to this project.

N. ADDITIONAL LIGHTING ALLOWANCE: TAILORED DECORATIVE /SPECIAL EFFECTS
This section does not apply to this project.

O. ADDITIONAL LIGHTING ALLOWANCE: TAILORED VERY VALUABLE MERCHANDISE
This section does not apply to this project.

P. POWER ADJUSTMENT: LIGHTING CONTROL CREDIT (POWER ADJUSTMENT FACTOR (PAF))
This section does not apply to this project.

Q. RATED POWER REDUCTION COMPLIANCE FOR ONE-FOR-ONE ALTERATIONS
This section does not apply to this project.

R. 80% LIGHTING POWER FOR ALL ALTERATIONS - CONTROLS EXCEPTIONS
This section does not apply to this project.

Generated Date/Time:
Documentation Software: EnergyPro
CA Building Energy Efficiency Standards - 2022 Nonresidential Compliance
Report Version: 2022.0.000
Schema Version: rev 20220101

CERTIFICATE OF COMPLIANCE
Indoor Lighting
Project Name: Matsuyama Elementary School Modernization
Project Address: 7680 Windbridge Dr
Report Page: (Page 6 of 7)
Date Prepared: 12/20/2023

S. DAYLIGHT DESIGN POWER ADJUSTMENT FACTOR (PAF)
This section does not apply to this project.

T. DWELLING UNIT LIGHTING
This section does not apply to this project.

U. DECLARATION OF REQUIRED CERTIFICATES OF INSTALLATION
Selections have been made based on information provided in this document. If any selections have been changed by permit applicant, an explanation should be included in Table E.

V. DECLARATION OF REQUIRED CERTIFICATES OF ACCEPTANCE
Selections have been made based on information provided in this document. If any selections have been changed by the permit applicant, an explanation should be included in Table E.

Generated Date/Time:
Documentation Software: EnergyPro
CA Building Energy Efficiency Standards - 2022 Nonresidential Compliance
Report Version: 2022.0.000
Schema Version: rev 20220101

CERTIFICATE OF COMPLIANCE
Indoor Lighting
Project Name: Matsuyama Elementary School Modernization
Project Address: 7680 Windbridge Dr
Report Page: (Page 1 of 7)
Date Prepared: 12/20/2023

A. GENERAL INFORMATION
01 Project Location (city) Sacramento
02 Climate Zone 12
03 Occupancy Types Within Project (select all that apply): Office

B. PROJECT SCOPE
This table includes any lighting systems that are within the scope of the permit application and are demonstrating compliance using the prescriptive path outlined in 140.6 / 170.2(e) or 141.0(b)(2) / 180.2(b)(4) for alterations.

Generated Date/Time:
Documentation Software: EnergyPro
CA Building Energy Efficiency Standards - 2022 Nonresidential Compliance
Report Version: 2022.0.000
Schema Version: rev 20220101

CERTIFICATE OF COMPLIANCE
Indoor Lighting
Project Name: Matsuyama Elementary School Modernization
Project Address: 7680 Windbridge Dr
Report Page: (Page 2 of 7)
Date Prepared: 12/20/2023

C. COMPLIANCE RESULTS
If any cell on this table says "DOES NOT COMPLY" or "COMPLIES with Exceptional Conditions" refer to Table D. for guidance.

D. EXCEPTIONAL CONDITIONS
This table is auto-filled with uneditable comments because of selections made or data entered in tables throughout the form.

E. ADDITIONAL REMARKS
This table includes remarks made by the permit applicant to the Authority Having Jurisdiction.

Generated Date/Time:
Documentation Software: EnergyPro
CA Building Energy Efficiency Standards - 2022 Nonresidential Compliance
Report Version: 2022.0.000
Schema Version: rev 20220101

CERTIFICATE OF COMPLIANCE
Indoor Lighting
Project Name: Matsuyama Elementary School Modernization
Project Address: 7680 Windbridge Dr
Report Page: (Page 3 of 7)
Date Prepared: 12/20/2023

F. INDOOR LIGHTING FIXTURE SCHEDULE
This table includes all planned permanent and portable lighting other than dwelling unit/ hotel/ motel room lighting. Multifamily dwelling unit and hotel/motel room lighting is documented in Table T. If using Table T to document lighting in multifamily common use areas providing shared provisions for living, eating, cooking or sanitation, those luminaires are not included here.

G. MODULAR LIGHTING SYSTEMS
This section does not apply to this project.

H. INDOOR LIGHTING CONTROLS (Not including PAFs)
This table includes lighting controls for conditioned and unconditioned spaces.

Generated Date/Time:
Documentation Software: EnergyPro
CA Building Energy Efficiency Standards - 2022 Nonresidential Compliance
Report Version: 2022.0.000
Schema Version: rev 20220101

AGENCY APPROVAL:



HMC Architects
3186-070-000
2101 CAPITOL AVENUE, SUITE 100, SACRAMENTO, CA 95816
916 368 7990 / www.hmcarchitects.com

ISSUE table with columns: DESCRIPTION, DATE

Generated Date/Time:
Documentation Software: EnergyPro
CA Building Energy Efficiency Standards - 2022 Nonresidential Compliance
Report Version: 2022.0.000
Schema Version: rev 20220101

CERTIFICATE OF COMPLIANCE
Indoor Lighting
Project Name: Matsuyama Elementary School Modernization
Project Address: 7680 Windbridge Dr
Report Page: (Page 4 of 7)
Date Prepared: 12/20/2023

C. COMPLIANCE RESULTS
If any cell on this table says "DOES NOT COMPLY" or "COMPLIES with Exceptional Conditions" refer to Table D. for guidance.

D. EXCEPTIONAL CONDITIONS
This table is auto-filled with uneditable comments because of selections made or data entered in tables throughout the form.

E. ADDITIONAL REMARKS
This table includes remarks made by the permit applicant to the Authority Having Jurisdiction.

Generated Date/Time:
Documentation Software: EnergyPro
CA Building Energy Efficiency Standards - 2022 Nonresidential Compliance
Report Version: 2022.0.000
Schema Version: rev 20220101

CERTIFICATE OF COMPLIANCE
Indoor Lighting
Project Name: Matsuyama Elementary School Modernization
Project Address: 7680 Windbridge Dr
Report Page: (Page 5 of 7)
Date Prepared: 12/20/2023

F. INDOOR LIGHTING FIXTURE SCHEDULE
This table includes all planned permanent and portable lighting other than dwelling unit/ hotel/ motel room lighting. Multifamily dwelling unit and hotel/motel room lighting is documented in Table T. If using Table T to document lighting in multifamily common use areas providing shared provisions for living, eating, cooking or sanitation, those luminaires are not included here.

G. MODULAR LIGHTING SYSTEMS
This section does not apply to this project.

H. INDOOR LIGHTING CONTROLS (Not including PAFs)
This table includes lighting controls for conditioned and unconditioned spaces.

Generated Date/Time:
Documentation Software: EnergyPro
CA Building Energy Efficiency Standards - 2022 Nonresidential Compliance
Report Version: 2022.0.000
Schema Version: rev 20220101

SA SUBMITTAL

DATE: 01/04/2024 CLIENT PROJ NO: 3186-070-000 SHEET:

T24.11

AutoDesk Docs\318607000 - SCUSD Matsuyama ES Modernization\318607000-A-MATSUYAMA-MOD.rvt 12/15/2023 2:28:53 PM

**M. LIGHTING ALLOWANCE: PER SPECIFIC AREA**  
This section does not apply to this project.

**N. EXISTING CONDITIONS POWER ALLOWANCE (alterations only)**  
This section does not apply to this project.

**O. DECLARATION OF REQUIRED CERTIFICATES OF INSTALLATION**  
Selections have been made based on information provided in this document. If any selection has been changed by permit applicant, an explanation should be included in Table E.  
Additional Remarks: These documents must be provided to the building inspector during construction and can be found online  
Form/Title  
NRCC-LTO-E - Must be submitted for all buildings

**P. DECLARATION OF REQUIRED CERTIFICATES OF ACCEPTANCE**  
There are no NRCA forms required for this project.

**DOCUMENTATION AUTHOR'S DECLARATION STATEMENT**  
I certify that this Certificate of Compliance documentation is accurate and complete.

Documentation Author Name: Rami Zeidan  
Company: LP Consulting Engineers, Inc.  
Address: 1209 Pleasant Grove Blvd  
City/State/Zip: Roseville CA 95678  
Documentation Author Signature: [Signature]  
Signature Date: 2023-12-20  
CEA/HERS Certification Identification (if applicable):  
Phone:

**RESPONSIBLE PERSON'S DECLARATION STATEMENT**  
I certify the following under penalty of perjury, under the laws of the State of California:  
1. The information provided on this Certificate of Compliance is true and correct.  
2. I am eligible under Division 3 of the Business and Professions Code to accept responsibility for the building design or system design identified on this Certificate of Compliance (responsible designer).  
3. The energy features and performance specifications, materials, components, and manufactured devices for the building design or system design identified on this Certificate of Compliance conform to the requirements of Title 24, Part 1 and Part 6 of the California Code of Regulations.  
4. The building design features or system design features identified on this Certificate of Compliance are consistent with the information provided on other applicable compliance documents, worksheets, calculations, plans and specifications submitted to the enforcement agency for approval with this building permit application.  
5. I will ensure that a completed signed copy of this Certificate of Compliance shall be made available with the building permit(s) issued for the building, and made available to the enforcement agency for all applicable inspections. I understand that a completed signed copy of this Certificate of Compliance is required to be included with the documentation the builder provides to the building owner at occupancy.

Responsible Designer Name: Rami Zeidan  
Company: LP Consulting Engineers  
Address: 1209 Pleasant Grove Blvd.  
City/State/Zip: Roseville CA 95678  
Responsible Designer Signature: [Signature]  
Date Signed: 2023-12-20  
License: 16762  
Phone: 916-771-0778

**F. OUTDOOR LIGHTING FIXTURE SCHEDULE**

For new or altered lighting systems demonstrating compliance with 140.7 / 170.2(e) all new luminaires being installed and any existing luminaires remaining or being moved within the spaces covered by the permit application are included in the Table below. For altered lighting systems using the Existing Power method per 241.0(b)(2), only new luminaires being installed and replacement luminaires being installed as part of the project scope are included (i.e. existing luminaires remaining or existing luminaires being moved are not included). Outdoor lighting attached to multifamily buildings and controlled from the inside of a dwelling unit are included in Table H, and are not included here. All other multifamily outdoor lighting is included here.

01	02	03	04	05	06	07	08	09	10
Name or Item Tag	Complete Luminaire Description	Watts per luminaire <sup>1,2</sup>	How is Wattage determined	Total Number Luminaires <sup>3</sup>	Luminaire Status <sup>4</sup>	Excluded per 140.7(a) / 170.2(e)(6A)	Design Watts	Cutoff Req. > 6,200 initial lumen output 130.2(b) / 160.5(c) <sup>5</sup>	Field Inspector Pass Fail
S1	S1, GLAN-SA2-C Linear	108	Mfr. Spec	3	New		324	NA < 6200 lumens	<input type="checkbox"/> <input type="checkbox"/>
Total Design Watts:							324		

\* NOTES: Selections with a \* require a note in the space below explaining how compliance is achieved.  
[X] Luminaire is lighting a statue; EXCEPTION 2 to 130.2(b)  
\*FOOTNOTES: Authority Having Jurisdiction may ask for Luminaire cut sheets to confirm wattage used for compliance per 130.0(c) / 160.5(b)  
<sup>1</sup> For linear luminaires, wattage should be indicated as W/ft instead of Watts/luminaire. Total linear feet should be indicated in column 05 instead of number of luminaires.  
<sup>2</sup> Select "New" for new luminaires in a new outdoor lighting project, or for added luminaires in an alteration. Select "Altered" for replacement luminaires in an alteration. Select "Existing to Remain" for existing luminaires within the project scope that are not being altered and are remaining. Select "Existing Reinstalled" for existing luminaires which are being removed and reinstalled as part of the project scope.  
<sup>3</sup> Compliance with mandatory shielding requirements is required for luminaires with initial lumen output >= 6,200 unless exempted by 130.2(b) / 160.5(c)

**G. SHIELDING REQUIREMENTS (BUG)**  
This section does not apply to this project.

**H. OUTDOOR LIGHTING CONTROLS**

This table demonstrates compliance with controls requirements for all new or altered luminaires installed as part of the permit application. For alteration projects, luminaires which are existing to remain (ie untouched) and luminaires which are removed and reinstalled (wiring only) do not need to be included in this table even if they are within the spaces covered by the permit application.  
Outdoor lighting for nonresidential buildings, parking garages and common service areas in multifamily buildings must be documented separately from outdoor lighting attached to multifamily buildings and controlled from the inside of a dwelling unit

01	02	03	04	05
Area Description	Shut-Off 130.2(c)(1) / 160.5(c)	Auto-Schedule 130.2(c)(2) / 160.5(c)	Motion Sensor 130.2(c)(3) / 160.5(c)	Field Inspector Pass Fail
				<input type="checkbox"/> <input type="checkbox"/>

\*FOOTNOTE: Text has been abbreviated, please refer to Table 160.5-A to confirm compliance with the specific light source technologies listed.  
\*Authority having jurisdiction may ask for cut sheets or other documentation to confirm compliance of light source.  
\*Recessed luminaires marked for use in fire-rated installations, and recessed luminaires installed in non-insulated ceilings are exempted from ii and iii.

**I. LIGHTING POWER ALLOWANCE (per 140.7 / 170.2(e))**

This table includes areas using allowance calculations per 140.7 / 170.2(e). General Hardscape Allowance is per Table 140.7-A / Table 170.2-A while "Use it or lose it" Allowances are per Table 140.7-B / Table 170.2-S. Indicate which allowances are being used to expand sections for user input. Luminaires that qualify for one of the "Use it or lose it" allowances shall not qualify for another "Use it or lose it" allowance.  
Outdoor lighting attached to multifamily buildings and controlled from the inside of a dwelling unit are included in Table H, and are not included here. All other multifamily outdoor lighting is included here.

02	03	04	05	06	07	08	09
Area Description	Illuminated Area (ft <sup>2</sup> )	Area Wattage Allowance (AWA) (W/ft <sup>2</sup> )	Area Allowance (Watts)	Perimeter Length (ft)	Linear Wattage Allowance (LWA) (W/ft)	Linear Allowance (Watts)	Total General AWA + LWA (Watts)
SAFE DISPERSAL AREA	8312	0.021	174.6	451	0.2	90.2	265
Initial Wattage Allowance for Entire Site (Watts):							250
Instances of Initial Wattage Allowance (L2 0 only) <sup>1</sup>							
Total General Hardscape Allowance (Watts):							515

**J. LIGHTING ALLOWANCE: PER APPLICATION**  
This section does not apply to this project.

**K. LIGHTING ALLOWANCE: SALES FRONTAGE**  
This section does not apply to this project.

**L. LIGHTING ALLOWANCE: ORNAMENTAL**  
This section does not apply to this project.

AGENCY APPROVAL:



HMC Architects  
3186-070-000  
2101 CAPITOL AVENUE, SUITE 100, SACRAMENTO, CA, 95816  
916 368 7990 / www.hmcarchitects.com

**ISSUE**

DESCRIPTION	DATE
-------------	------



FACILITY:  
**MATSUYAMA ELEMENTARY SCHOOL**  
7680 WINDBRIDGE DR.  
SACRAMENTO, CA 95831

PROJECT:  
**MATSUYAMA ELEMENTARY SCHOOL MODERNIZATION**

SHEET NAME:  
**TITLE 24 COMPLIANCE - ELECTRICAL BUILDING 2 AND SITE LIGHTING**

**DSA SUBMITTAL**

DATE: 01/04/2024 CLIENT PROJ NO: 3186-070-000  
SHEET:

T24.12

THIS DRAWING IS TO BE USED ONLY IN CONNECTION WITH THE PROJECT AND SHALL NOT BE REPRODUCED OR COPIED IN ANY MANNER WITHOUT THE WRITTEN PERMISSION OF HMC ARCHITECTS.

ADD ALTERNATE #1

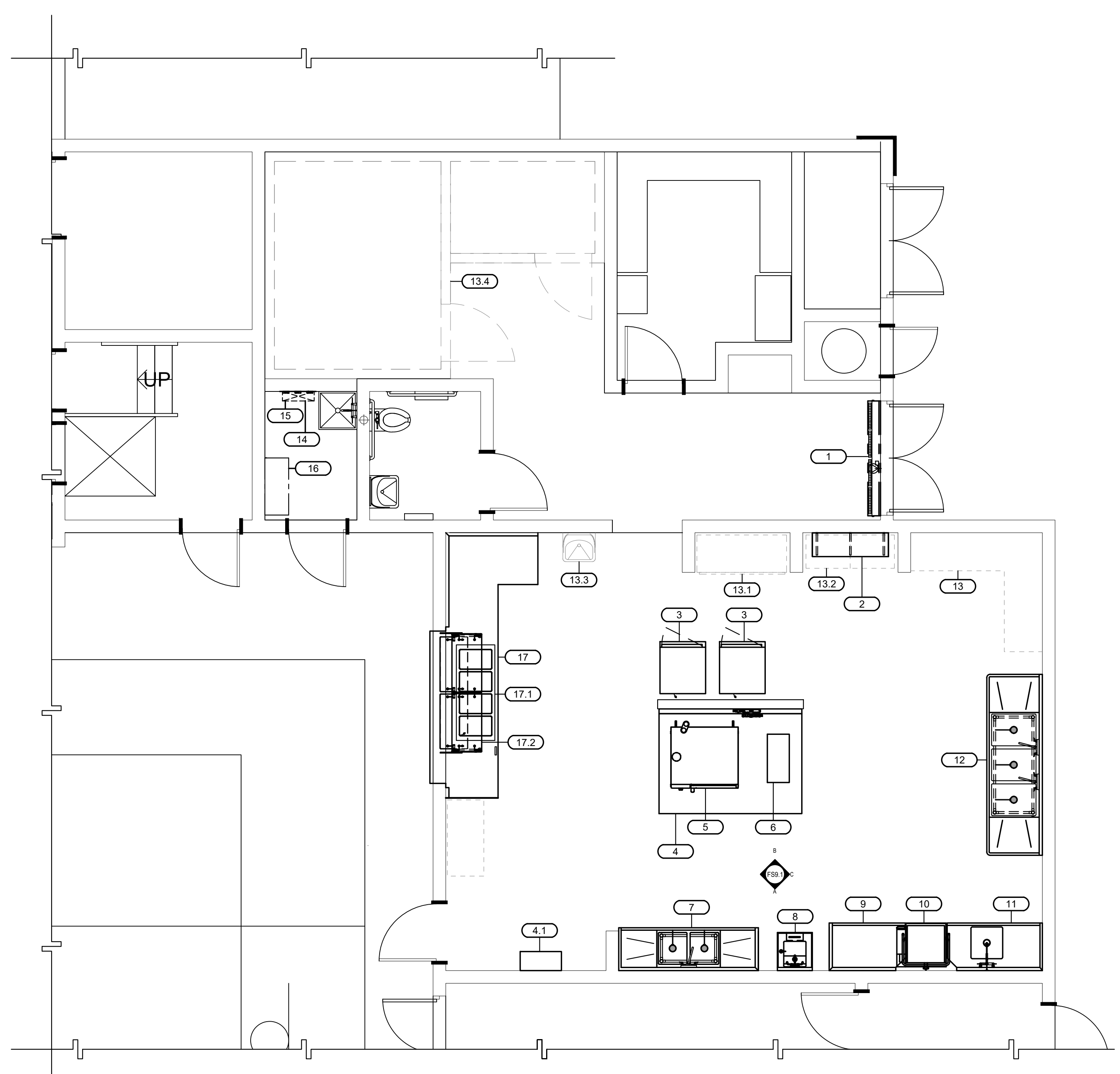
AGENCY APPROVAL:



HMC Architects  
3186-070-000

7101 CAPITOL AVENUE, SUITE 100,  
SACRAMENTO, CA, 95816  
916 368 7990 / www.hmcarchitects.com

ISSUE  
DESCRIPTION DATE



FOODSERVICE EQUIPMENT FLOOR PLAN

SCALE: 1/4" = 1'-0"

1  
FS.1.1

EQUIPMENT SCHEDULE table with columns: ITEM NO, QTY, NIS, OFCI, EQUIPMENT CATEGORY, MANUFACTURER, MODEL NUMBER, SCHED. NOTES, WEIGHTS LBS., ANCHORAGE DETAILS.

- SCHEDULE NOTES: 1 WALL MOUNT CABINET TYPE, 2 WITH MARINE STAND, 3 WITH SCRAP SINK BASKET AND COVER

- FOODSERVICE DRAWINGS INDEX: FS.1.1 - FOODSERVICE EQUIPMENT FLOOR PLAN, FS.2.1 - FOODSERVICE EQUIPMENT PLUMBING PLAN, etc.

- HEALTH DEPARTMENT NOTES: 1. PROVIDE THERMOMETER IN ALL REFRIGERATION UNITS CONTAINING PERISHABLE FOODS, 2. PROVIDE PROBE THERMOMETER FOR CHECKING HOT AND COLD FOODS, etc.

PLUMBING NOTE: 1. ALL EXISTING GAS TO EQUIPMENT TO BE REMOVED, SHUTOFF AND CAPPED REFER TO PLUMBING.

KITCHEN EQUIPMENT HOOD AND FIRE SYSTEM: 1. THE KITCHEN HOOD FIRE SUPPRESSION SYSTEM SHALL CONFORM TO THE REQUIREMENTS OF THE 2021 EDITION OF THE NFPA 17A, (UL 300 SYSTEM), 2. INSTALLATION OF THE FIRE SUPPRESSION SYSTEM SHALL NOT BE STARTED UNTIL COMPLETE PLANS AND SPECIFICATIONS HAVE BEEN APPROVED BY DEPT. OF STATE ARCHITECT, etc.

FLOOR LEGEND table with columns: SYMBOL/ABBREVIATION, DESCRIPTION, SYMBOL, DESCRIPTION. Includes symbols for NIS, OFCI, OFOI, FSEC, VVFI, (E), EXIST, (F), BUILDING WALLS, WALK-IN COOLER, KEY / SHEET NOTE, ITEM NUMBER SYMBOL, KITCHEN, COLUMN GRIDS, STORAGE SHELVING SIZES.

APPLICABLE CODE: 2022 CBC  
FOODSERVICE EQUIPMENT COMPONENT ANCHORAGE NOTE: ALL FOODSERVICE COMPONENTS SHALL BE ANCHORED AND INSTALLED PER THE DETAILS ON THE DSA-APPROVED CONSTRUCTION DOCUMENTS...  
PIPING, DUCTWORK, AND ELECTRICAL DISTRIBUTION SYSTEM BRACING NOTE: PIPING, DUCTWORK, AND ELECTRICAL DISTRIBUTION SYSTEM SHALL BE BRACED TO COMPLY WITH THE FORCES AND DISPLACEMENTS PRESCRIBED IN ASCE 7-16 SECTION 13.3 AS DEFINED IN ASCE 7-16 SECTIONS 13.5.5, 13.6.6, 13.6.7, 13.6.8, AND 2022 CBC, SECTIONS 1617A.1.24, 1617A.1.25 AND 1617A.1.26.

FACILITY: MATSUYAMA ELEMENTARY SCHOOL  
7680 WINDBRIDGE DR.  
SACRAMENTO, CA 95831

PROJECT: MATSUYAMA ELEMENTARY SCHOOL MODERNIZATION

SHEET NAME: FOODSERVICE EQUIPMENT FLOOR PLAN

DSA SUBMITTAL

DATE: 01/04/2024 CLIENT PROJ NO: 3186-070-000

FS.1.1



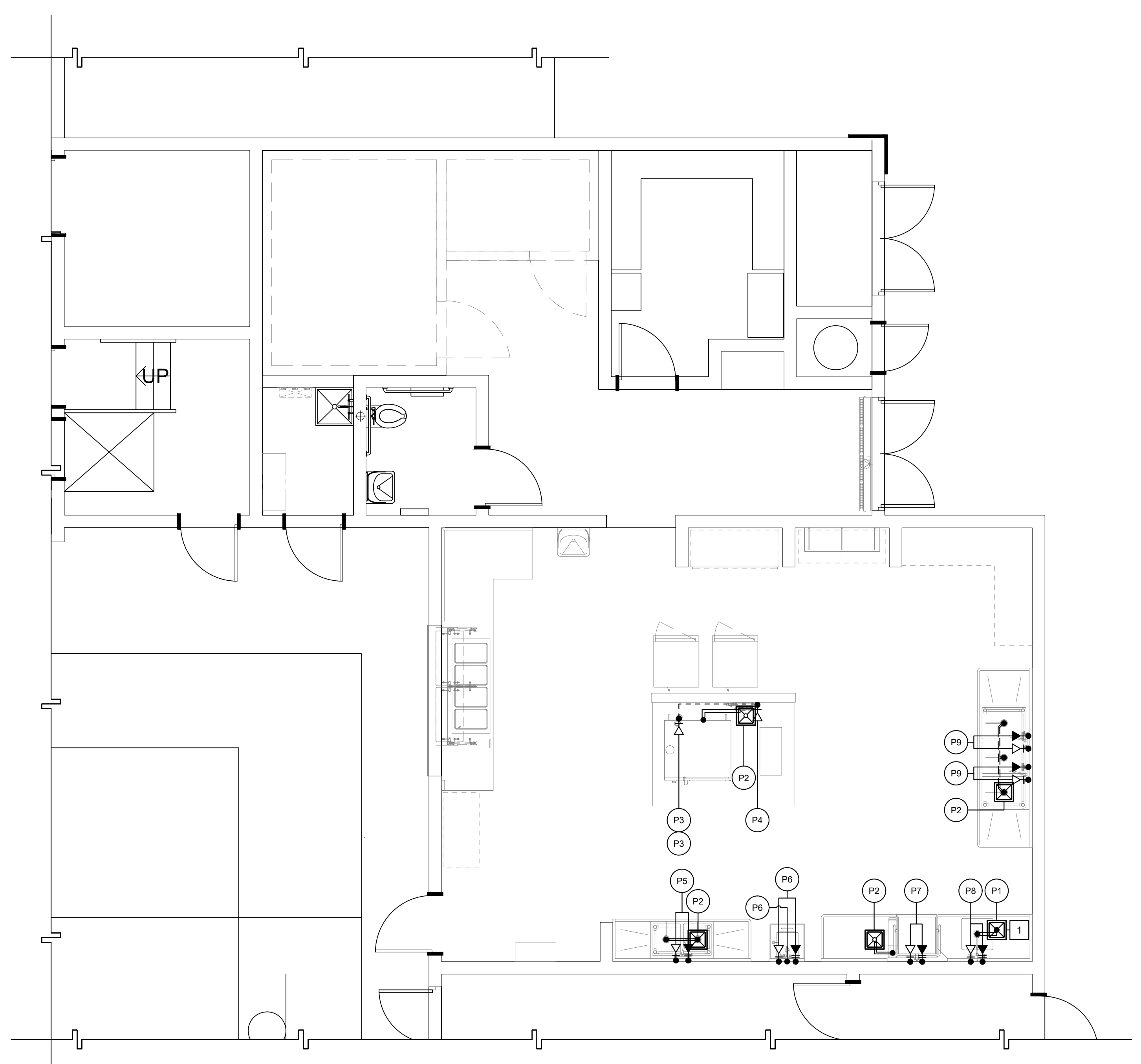
HMC Architects

3186-070-000

7101 CAPITOL AVENUE, SUITE 100,  
SACRAMENTO, CA, 95816  
916 368 7990 / www.hmcarchitects.com

ISSUE

DESCRIPTION DATE



**FOODSERVICE EQUIPMENT PLUMBING PLAN**

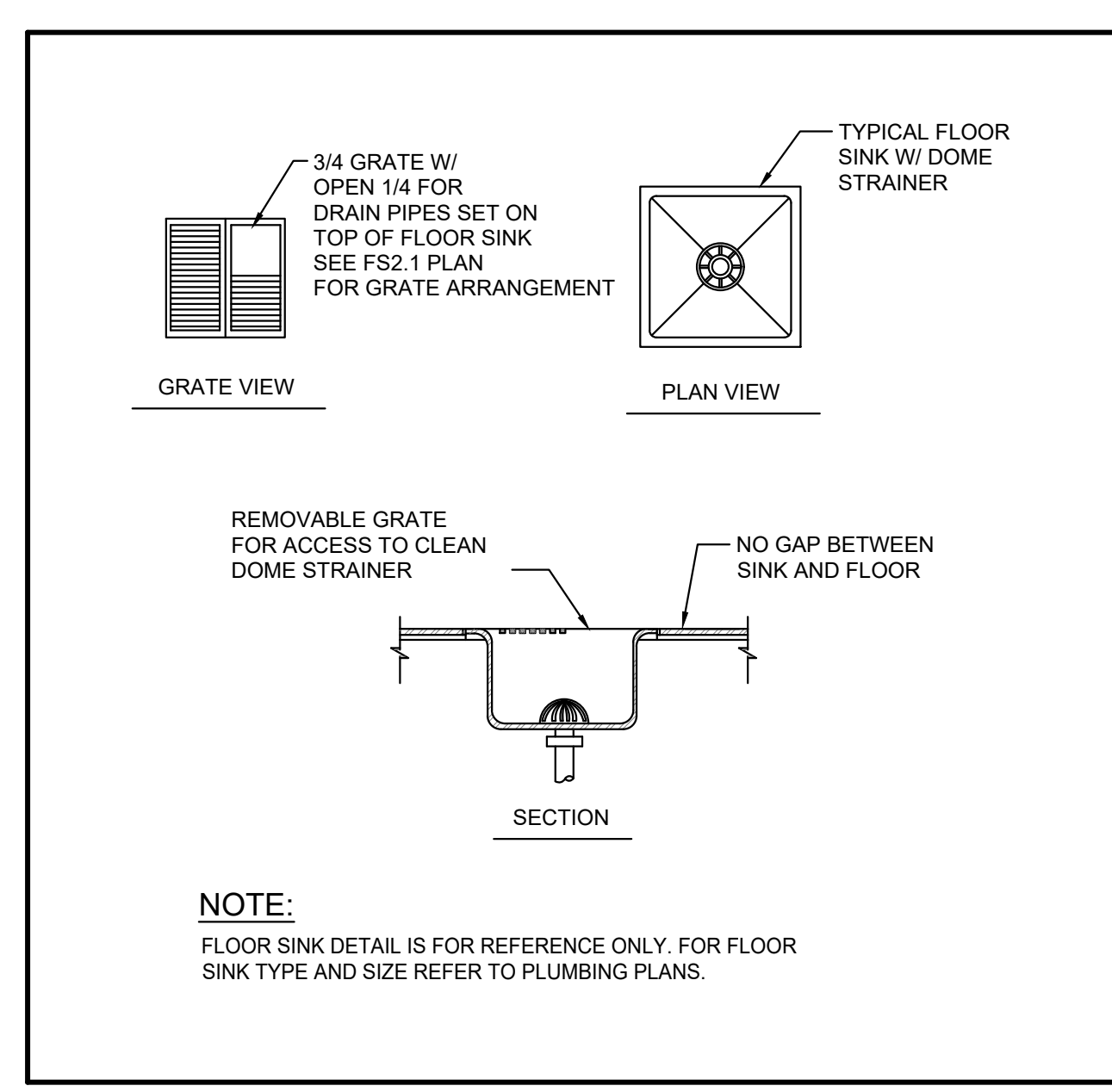
SCALE: 1/4" = 1'-0"

1  
FS2.1

PLUM NO	ITEM NO.	DESCRIPTION	QTY	WATER			WASTE			REMARKS	NOTE(S)	
				CONN.	SIZE	HGT. @	CONN.	SIZE	HGT. @			
				C.W.	H.W.	WALL	DIR.	INDIR.	WALL			
P1	-	FLOOR SINK EXISTING	1EA.	-	-	-	-	-	-	0"	INSTALL FLUSH WITH FINISH FLOOR, PROVIDE GRATE COVER W/ DOME STRAINER, VERIFY LOCATION AND SIZE.	
P2	-	FLOOR SINK	4EA.	-	-	-	-	-	-	0"	INSTALL FLUSH WITH FINISH FLOOR, PROVIDE GRATE COVER W/ DOME STRAINER, REFER TO PLUMBING PLANS FOR TYPE AND SIZE.	
P3	5	COMBI OVEN TREATED WATER CONNECTION	2EA.	-	-	-	-	-	2"	-	PROVIDE S.O.V., RUN PIPING TO UNIT CONNECTION, PROVIDE INDIRECT DRAIN TO FLOOR SINK.	1 2 3
P4	5	COMBI OVEN FILTER WATER CONNECTION	1EA.	3/4"	-	60"	-	-	-	-	PROVIDE S.O.V., RUN PIPING TO UNIT CONNECTION, SEE EQUIPMENT CUT SHEET FOR MIN. WATER QUALITY REQUIREMENTS.	1 2 3
P5	7	PREP SINK PLASH MOUNT FAUCET W/ 1/2" INLET 8" CENTER	1EA.	1/2"	1/2"	16"	-	1 1/2"	-	-	PROVIDE S.O.V., RUN PIPING TO UNIT CONNECTION, PROVIDE 1 1/2" INDIRECT DRAIN TO F.S. P1. (CHROME OR PAINT SILVER)	
P6	8	WALL MOUNTED HAND SINK FAUCET W/ 1/2" INLET 4" CENTER	1EA.	1/2"	1/2"	18"	1 1/2"	-	24"	-	PROVIDE S.O.V., RUN PIPING TO UNIT CONNECTION, RUN DIRECT WASTE WITH P-TRAP.	
P7	10	VENTLESS HIGH TEMP WARE WASHER W/ RAPID FILL	1EA.	3/4"	3/4"	16"	-	1 1/2"	-	-	PROVIDE S.O.V., RUN PIPING TO UNIT CONNECTION, PROVIDE 1 1/2" INDIRECT DRAIN TO F.S. P1.	4 5
P8	11	SOILED DISH TABLE W/ SCRAP SINK AND PRE-RINSE FAUCET	1EA.	1/2"	1/2"	16"	-	1 1/2"	-	-	PROVIDE S.O.V., RUN PIPING TO UNIT CONNECTION, PROVIDE 1 1/2" INDIRECT DRAIN TO F.S. P1.	
P9	12	POTWASH SINK FAUCET W/ 3/4" INLET 8" CENTER	2EA.	3/4"	3/4"	16"	-	1 1/2"	-	-	PROVIDE S.O.V., RUN PIPING TO UNIT CONNECTION, PROVIDE 1 1/2" INDIRECT DRAIN TO F.S. P1. (CHROME OR PAINT SILVER)	

- PLUMBING KEY NOTE(S):**
- CONTRACTOR TO VERIFY WATER QUALITY MEETS MANUFACTURERS STANDARD MINIMUM REQUIREMENTS
  - CONNECT OUTLET FROM WATER FILTER TO TREATED WATER INLET ON ITEM 5
  - 2 WATER CONNECTIONS PER DOUBLE STACK COMBI OVEN (1) PER DECK. (1) WATER FILTER PER DOUBLE STACK COMBI TO HAVE A Y FITTING TO SUPPLY TOP AND BOTTOM UNITS
  - WATER HAMMER ARRESTOR (MEETING ASSE-1010 STANDARD) BY PLUMBER IN SUPPLY LINE.
  - WATER PRESSURE 15-25 PSI- IF HIGHER, FURNISH PRESSURE REGULATOR VALVE WITH INTERNAL THERMAL EXPANSION BYPASS BY PLUMBER.

- PLUMBING NOTES**
- PLUMBING CONTRACTOR TO VERIFY ALL INCOMING SERVICE AND MAKE FINAL HOOK-UPS TO ALL APPLICABLE EQUIPMENT AND TO PROVIDE ALL PIPING, TEES, ELLS, TRAPS, FILTERS, REGULATORS, FAUCETS, ETC., UNLESS SPECIFICALLY STATED OTHERWISE.
  - ALL HORIZONTAL DIMENSIONS SHOWN ON PLAN ARE FROM FINISHED FACE OF WALL TO CENTERLINE OF STUB-OUT OR FROM CENTERLINE OF STUB-OUT TO CENTERLINE OF STUB-OUT, UNLESS NOTED OTHERWISE ON PLAN OR DETAILS. (VERIFY ALL DIMENSIONS)
  - SYMBOLS NOTED "+24", "+48", ETC., INDICATES TO STUB-OUT OF WALL AT HEIGHT INDICATED. HEIGHT IS GIVEN FROM FINISHED FLOOR (NOT FINISHED CURB) TO CENTERLINE OF STUB-OUT. SYMBOLS INDICATED "STUB-UP" AND "STUB-DOWN" ARE TO EXTEND ABOVE FINISHED FLOOR AND/OR BELOW FINISHED CEILING AT LOCATION SHOWN.
  - PLUMBING STUBS AND CONNECTIONS SHOWN ON PLANS ARE FOR EQUIPMENT FURNISHED BY THE FOOD SERVICE EQUIPMENT CONTRACTOR.
  - FLOOR SINKS SHOWN ARE TO BE SET FLUSH WITH TOP OF FINISHED FLOOR. FLOOR SINKS INDICATED HALF-IN AND HALF-OUT OF EQUIPMENT TO BE SET FLUSH WITH TOP OF FINISHED FLOOR. FLOOR SINKS LOCATED COMPLETELY WITHIN EQUIPMENT AREA TO BE SET FLUSH WITH TOP OF FINISHED FLOOR.
  - PLUMBING CONTRACTOR TO PROVIDE AND INSTALL REMOVABLE COVERS OR GRATES FOR ALL FULLY OR PARTIALLY EXPOSED FLOOR SINKS. GRATES TO HAVE 1/2" MAX OPENINGS WHERE DRAIN IS EXPOSED TO P.O.T OR TO PEDESTRIAN WAYS TYP.
  - PLUMBING CONTRACTOR SHALL SEAL ALL PLUMBING PENETRATIONS THROUGH WALLS, FLOORS, AND CEILINGS. WATERTIGHT AND VERMIN-PROOF.
  - PLUMBING CONTRACTOR TO PROVIDE AND INSTALL SHUT-OFF VALVES ON ALL WATER AND GAS LINES, INCLUDING VALVES IN FIXTURES, LOCATED IN SUCH A WAY AS TO BE ACCESSIBLE WITHOUT USE OF TOOLS.
  - PLUMBING CONTRACTOR TO PROVIDE AND INSTALL FOR ALL APPLICABLE EQUIPMENT, A TRAPPED FLOOR SINK WITH A LEGAL AIR GAP DRAIN LINE (INDIRECT WASTE) TO FLOOR SINK. INSULATE ALL DRAIN LINES FROM ICE BINS, ICE MACHINES, REFRIG. EQUIP., ETC.



**FLUSH FLOOR SINK DETAIL**

SCALE: NONE

2  
FS2.1

FOODSERVICE PLUMBING LEGEND			
ABREV./SYMB.	DESCRIPTION	SYMBOL	DESCRIPTION
C.W.	COLD WATER	P1	PLUMBING SCHEDULE REFERENCE, REFER TO FS2.1 FOR SCHEDULE
H.W.	HOT WATER	1	SHEET AND/OR KEY NOTE
DIR.	WASTE (DIRECT CONNECTION)	➔	COLD WATER INLET
INDIR.	INDIRECT WASTE (AIR GAP)	➔	HOT WATER INLET
LAV.	LAVATORY	•	WATER CONNECTION TO EQUIPMENT
W.C.	WATER CLOSET	⊘	SHUT OFF VALVE (S.O.V.)
F.S.	FLOOR SINK	⊘	COLD WATER SHUT OFF VALVE
P.C.	PLUMBING CONTRACTOR	⊘	GAS SHUT-OFF VALVE
G.C.	GENERAL CONTRACTOR	⊘	FLOOR SINK
K.E.C.	KITCHEN EQUIPMENT CONTRACTOR	⊘	FLOOR DRAIN
S.O.V.	SHUT OFF VALVE	⊘	WASTE DOWN
GPH	GALLONS PER HOUR	⊘	GAS INLET
PSI	POUNDS PER SQUARE INCH	⊘	WALK-IN DRAIN LINE
(F)	DEGREES FAHRENHEIT	⊘	I.D. DRAIN LINE
CONN.	CONNECT	⊘	
LOC.	LOCATE	⊘	

**PLUMBING PLAN SHEET NOTES**

- VERIFY LOCATION OF EXISTING FLOOR SINK

FACILITY:  
**MATSUYAMA ELEMENTARY SCHOOL**  
7680 WINDBRIDGE DR.  
SACRAMENTO, CA 95831

PROJECT:  
**MATSUYAMA ELEMENTARY SCHOOL MODERNIZATION**

SHEET NAME: **FOODSERVICE EQUIPMENT PLUMBING PLAN**

**DSA SUBMITTAL**

DATE: 01/04/2024

CLIENT PROJ NO: 3186-070-000

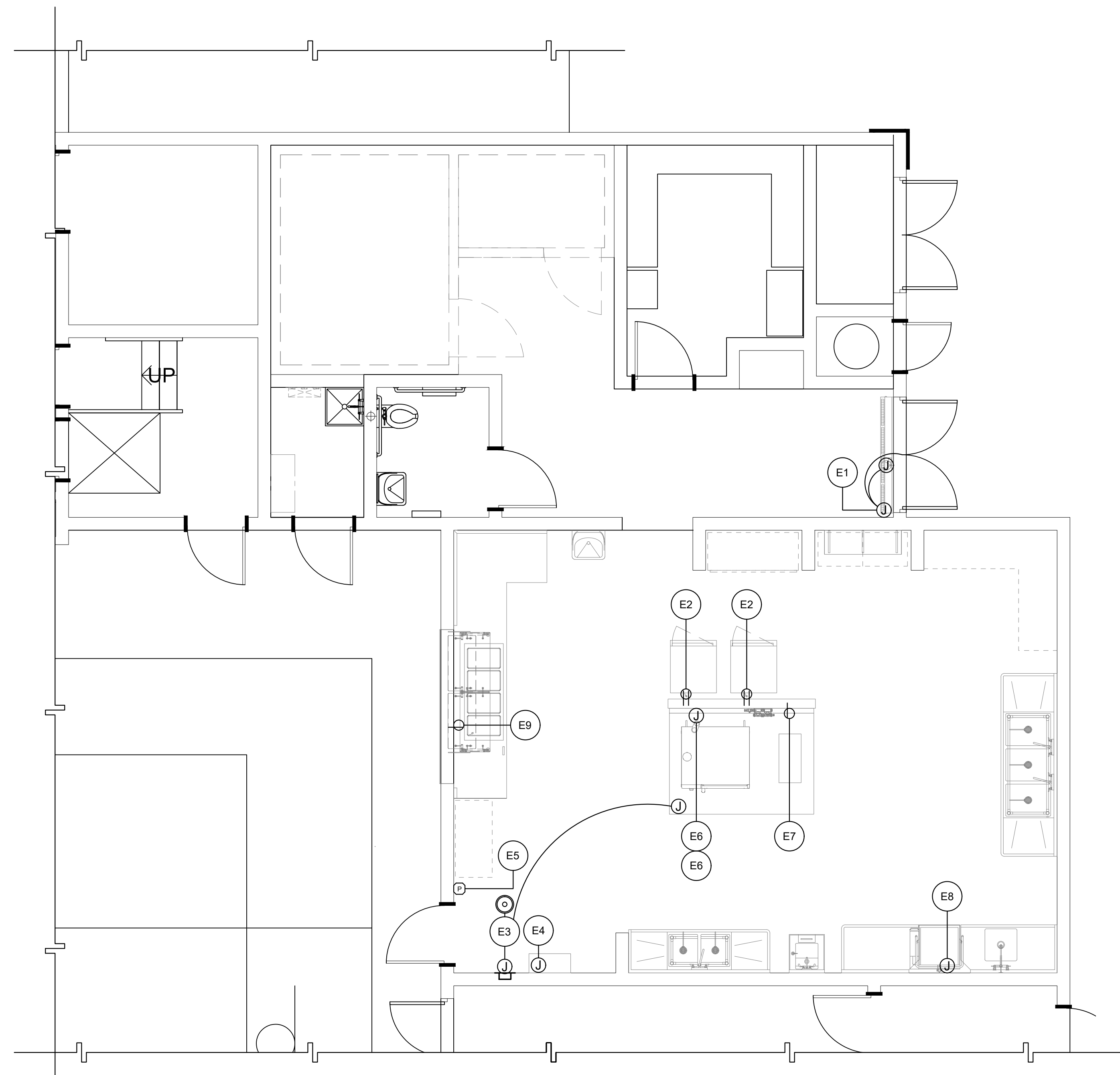
SHEET:

**FS2.1**



ALL DIMENSIONS UNLESS OTHERWISE NOTED AT THE TIME OF CONSTRUCTION

ADD ALTERNATE #1



ELEC. NO.	ITEM NO.	DESCRIPTION	QTY	VOLT.	PH	DIRECT PLUG	NEMA	LOAD			OUTLET HEIGHT	REMARKS	NOTE(S)
								WATT	AMPS DRAW	HP			
E1	1	UNHEATED AIR CURTAIN	1EA	120	1	X	-	-	3.4	-	+86"	PROVIDE J-BOX IN WALL. INSTALL DOOR LIMIT SWITCH FOR INSTANT ON/OFF SWITCH. SEE CFS8.2	1
E2	3	MOBILE WARMING HOLDING CABINET (OFC)	1EA	120	1	X	5-15P	-	12	-	+36"	PROVIDE DUPLEX RECEPTACLE. UNIT PROVIDED WITH CORD AND PLUG SET	2
E3	4	EXHAUST HOOD CONTROL POWER AND ROOM TEMPERATURE SENSOR	1EA	120	1	X	-	-	20	-	+48"	CONNECT TO DEMANDAIRE CONTROL PANEL RECESS IN WALL REFER TO FSS.2	3 6
E4	4.1	EXHAUST HOOD FIRE SYSTEM CONTROL POWER	1EA	120	1	X	-	-	20	-	+104"	PROVIDE J-BOX CONNECT TO UNIT ELECTRICAL CONNECTION REFER TO FSS.3 INTERCONNECTION REQUIREMENTS	
E5	4.1	FIRE SYSTEM (REMOTE PULL STATION)	1EA	-	-	X	-	-	-	-	+48"	EMPTY FLUSH MTD. OCTAGONAL BOX (REMOTE PULL) SEE FSS.3	5
E6	5	COMBI OVEN, ELECTRIC TOP AND BOTTOM UNIT REQUIREMENTS	2EA	480	3	X	-	-	35	-	1 @ +48" 1 @ +24"	PROVIDE J-BOX CONNECT TO UNIT ELECTRICAL CONNECTION	4 7
E7	6	INDUCTION COOK TOP	1EA	240	1	X	6-50P	-	32	-	+48"	PROVIDE SIMPLEX RECEPTACLE UNIT PROVIDED WITH CORD AND PLUG SET	4
E8	10	HIGH TEMP WARE WASHER W/ SINGLE POINT CONNECTION	1EA	208/240	3	X	-	-	35	-	+18"	PROVIDE J-BOX CONNECT TO UNIT ELECTRICAL CONNECTION	
E9	17.1	HOT WELLS, DRY	1EA	208	1	X	6-20P	-	9.6	-	+18"	PROVIDE SIMPLEX RECEPTACLE PROVIDED WITH CORD AND PLUG SET	

- ELECTRICAL KEYNOTES:**
- PROVIDE 1 PLUNGER ROLLER SWITCH PER DOOR
  - CONTRACTOR TO VERIFY AND PROVIDE UTILITIES WITH SUPPLIED EQUIPMENT
  - SEE FSS.2 EXHAUST HOOD ELECTRICAL INTERCONNECTIONS REQUIREMENTS
  - PROVIDE INTERLOCK WIRING FROM FIRE PROTECTION SYSTEMS TO ELEC. SHUNT TRIP BREAKERS
  - PROVIDE EMPTY FLUSH MTD. OCTAGONAL BOX @ +48" AFF. W/ EMPTY CONDUIT TO +2" ABOVE CEILING.
  - ELECTRICAL CONTRACTOR TO PROVIDE J-BOX W/ EMPTY CONDUIT FROM +2" ABOVE CEILING IN WALL TO AMBIENT TEMPERATURE MONITOR AND HMI TOUCH SCREEN.
  - AMP DRAW REQUIREMENTS ARE ONE PER DECK. BOTTOM DECK CONNECTION @ 24" AFF TOP DECK @ 48" AFF. TWO CONNECTIONS IN TOTAL.

AGENCY APPROVAL:



HMC Architects

3186-070-000

2101 CAPITOL AVENUE, SUITE 100, SACRAMENTO, CA. 95816  
316 368 7990 / www.hmcarchitects.com

ISSUE	
DESCRIPTION	DATE



**FOODSERVICE EQUIPMENT ELECTRICAL PLAN**

SCALE: 1/4" = 1'-0"

1  
FS3.1

**ELECTRICAL NOTES**

- THE ELECTRICAL CONTRACTOR SHALL PROVIDE ALL ROUGH-INS, FINAL CONNECTIONS AND INTER-CONNECTIONS TO THE FOOD SERVICE EQUIPMENT
- CONNECTIONS SHOWN ARE FOR THE FOOD SERVICE EQUIPMENT ONLY. REFER TO ELECTRICAL DRAWINGS FOR CONVENIENCE OUTLETS AND ADDITIONAL REQUIREMENTS.
- RECEPTACLES, JUNCTION/HANDY BOXES INDICATED AT WALLS SHALL BE CONCEALED IN THE WALL AND STUBBED OUT OF THE WALL AT THE HEIGHT INDICATED.
- RECEPTACLES, JUNCTION/HANDY BOXES INDICATED AT WALLS SHALL BE CONCEALED IN THE WALL AT THE HEIGHT INDICATED.
- VERTICAL DIMENSIONS ARE GIVEN FROM FINISHED FLOOR TO CENTER LINE OF ROUGH-IN LOCATION.
- UTILITIES WHEREVER POSSIBLE SHALL BE BROUGHT IN FROM ABOVE.
- VERIFY THE UTILITY REQUIREMENTS OF OWNER FURNISHED AND/OR EXISTING EQUIPMENT.
- THE ELECTRICAL CONTRACTOR SHALL FURNISH AND/OR INSTALL ALL JUNCTION/HANDY BOXES, EXTENSION RINGS, DISCONNECT SWITCHES AS SHOWN, CONVENIENCE OUTLETS WITH STAINLESS STEEL OVERS, SWITCHES, CONNECTORS, CONTROLS AND OTHER ACCESSORIES THAT ARE NOT AN INTEGRAL PART OF THE FOOD SERVICE EQUIPMENT AS REQUIRED TO MAKE FINAL CONNECTIONS TO THE EQUIPMENT FOR A COMPLETE AND OPERABLE OPERATION MEETING ALL APPLICABLE CODES AND ORDINANCES.
- JUNCTION/HANDY BOXES, CONVENIENCE OUTLETS AND SPECIAL PURPOSE OUTLETS SHOWN IN FABRICATED WORK TABLES AND COUNTERS SHALL BE FURNISHED BY FABRICATOR. ELECTRICAL CONTRACTOR TO PROVIDE ALL WIRING & RECEPTACLES.

**EXHAUST HOOD ELECTRICAL NOTES**

- ELECTRICAL CONTRACTOR TO PROVIDE ALL HIGH/LOW VOLTAGE CONNECTIONS REQUIRED BY EXHAUST HOOD MANUFACTURER. SEE FOODSERVICE EXHAUST HOOD MANUFACTURER SHEETS FOR DETAILS.
- ALL ELECTRICAL CONDUIT THAT IS PROVIDED BY E.C. TO BE RECESSED IN WALL (NO SURFACE MOUNT CONDUIT)
- VERIFY ALL EXHAUST HOOD AND EXHAUST HOOD COMPONENTS ELECTRICAL REQUIREMENTS WITH MANUFACTURER DRAWINGS.

**ELECTRICAL PLAN LEGEND**

SYMBOL	DESCRIPTION	SYMBOL	DESCRIPTION
AFF	ABOVE FINISHED FLOOR	⊙	ROOM TEMPERATURE SENSOR
CLG.	CEILING	⊕	JUNCTION BOX
CONN.	CONNECT	▲	DATA OUTLET
E.C.	ELECTRICAL CONTRACTOR	Ⓚ	EMPTY OCTAGONAL BOX W/ CONDUIT TO +2" ABOVE CEILING BY E.C
FS/EC	FOOD SERVICE EQUIPMENT CONTRACTOR	⊙	VAPOR-PROOF LIGHT FIXTURE AT EXHAUST HOOD (PROVIDED BY F.S.E.C. INSTALLED BY E.C.)
G.C.	GENERAL CONTRACTOR	Ⓚ	STUBBED-UP SIMPLEX OUTLET
P.R.P.	PRESSURE RELIEF PORT	⊕	SIMPLEX OUTLET SEE SCHEDULE FOR VOLTAGE
S.F.	STAINLESS STEEL FABRICATOR	⊕	DUPLEX CONVENIENCE OUTLET 115V/10 UNLESS OTHERWISE NOTED
M.C.	MECHANICAL CONTRACTOR		
LOC.	LOCATE		
E1	ELECTRICAL SCHEDULE REFERENCE, REFER TO FS3.2 FOR SCHEDULE		
1	SHEET AND/OR KEY NOTE		

**ELECTRICAL SHEET NOTES**

FACILITY:  
**MATSUYAMA ELEMENTARY SCHOOL**  
7680 WINDBRIDGE DR.  
SACRAMENTO, CA 95831

PROJECT:  
**MATSUYAMA ELEMENTARY SCHOOL MODERNIZATION**

SHEET NAME: **FOODSERVICE EQUIPMENT ELECTRICAL PLAN**

**DSA SUBMITTAL**

DATE: 01/04/2024 CLIENT PROJ NO: 3186-070-000

SHEET:

**FS3.1**

ALL WORK SHALL BE IN ACCORDANCE WITH THE CITY OF SACRAMENTO STANDARD SPECIFICATIONS FOR CONSTRUCTION.

ADD ALTERNATE #1

AGENCY APPROVAL:

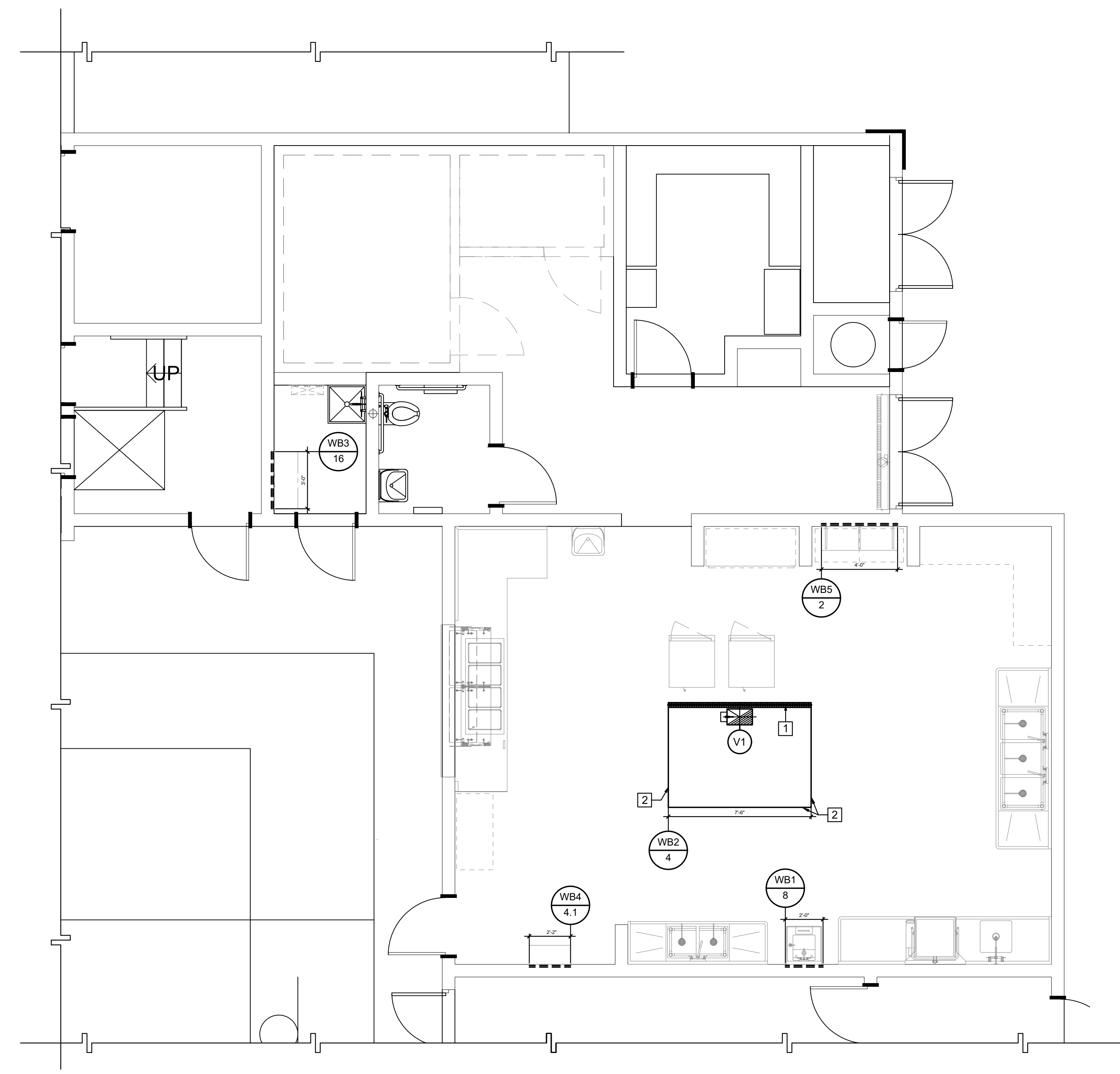


HMC Architects

3186-070-000

2101 CAPITOL AVENUE, SUITE 100,  
SACRAMENTO, CA, 95816  
316 368 7990 / www.hmcarchitects.com

ISSUE	DESCRIPTION	DATE



VENTILATING REQUIREMENTS										
DUCT NO.	ITEM NO.	DESCRIPTION	ITEM QTY.	RISER SIZE			S.P.-WC"	OUTLET HEIGHT	REMARKS	
				HEIGHT	WIDTH	LENG.				
V1	4	EXHAUST DUCT EXHAUST HOOD	1EA.	8"	10"	16"	1575	0.63"	108"	MAKE DUCT CONNECTION AT HOOD COLLAR REFER TO FS4.1 FOR EXHAUST HOOD DETAILS

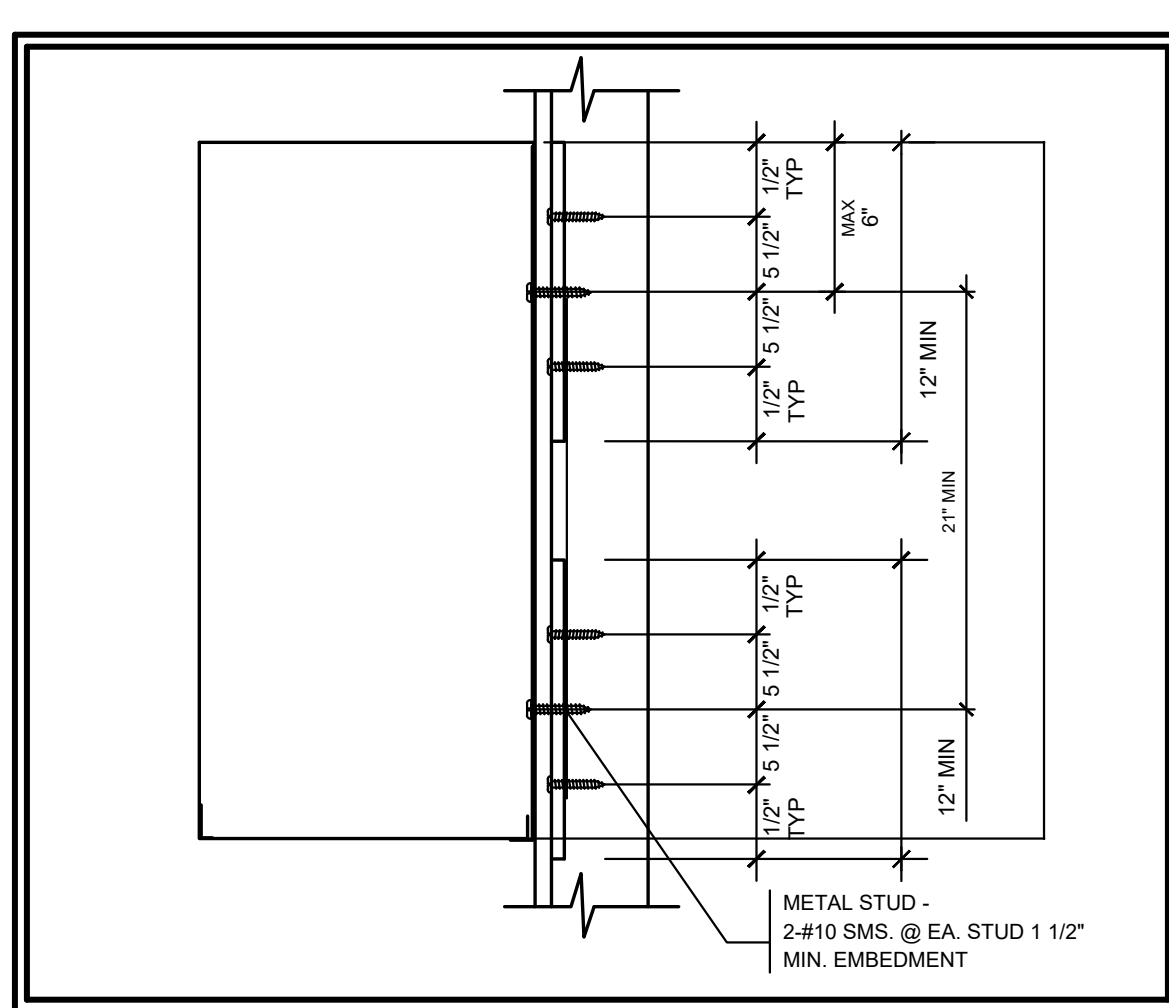
- COOKING EXHAUST HOOD NOTES**
- EACH AREA CONTAINING COOKING EXHAUST HOOD(S) WILL HAVE 80% MECHANICAL MAKE-UP AIR PROVIDED IN THE VOLUME OF THE AIR BEING EXHAUSTED.
  - MAKE-UP AIR SHALL BE DELIVERED IN THE PROXIMITY OF THE EXHAUST HOOD(S) IN A MANNER NOT TO CREATE UNDESIRABLE AIR TURBULENCE IN THE WORKING AREAS.
  - COOKING HOOD(S) EXHAUST AND MAKE-UP AIR SYSTEM(S) WILL BE CONNECTED BY AN ELECTRICAL INTER-LOCKING SWITCH.
  - MAKE-UP AIR INTAKE MUST CLEAR AIR EXHAUST DISCHARGE BY A MINIMUM OF TEN (10) FEET, OR AS REQUIRED BY CODE(S).
  - LOCATION OF COOKING HOOD EXHAUST DUCT(S) AND MAKE-UP AIR SYSTEM DUCT(S) ARE TO BE VERIFIED AT THE JOB SITE.
  - IF REQUIRED BY LOCAL CODE(S), MAKE-UP AIR SYSTEM(S) SHALL BE CAPABLE OF DELIVERING TEMPERED AIR AT 70 DEGREES F.
  - CONNECTING DUCTS FROM THE EXHAUST VENTILATORS TO THE EXHAUST AND/OR MAKE-UP AIR FANS SHALL BE SUPPLIED AND INSTALLED WITH ALL FINAL CONNECTIONS.
  - PERFORMANCE TESTING FOR THE OPERATION OF THE TYPE 1 EXHAUST HOOD PER C.M.C. IS REQUIRED.
  - EXTRACTOR HOODS SHALL COMPLY TO THE C.M.C. 2022, NFPA-2020, U.L. N.S.F. AND ALL LOCAL CODES AND ORDINANCES.

- WALL BACKING NOTES**
- WALL BACKING TO BE 16 GAUGE GALV. STEEL IN LENGTH AND HEIGHT AS SHOWN ON DRAWINGS.
  - ALL WALL BACKING TO BE IN FURNISHED AND INSTALLED BY CONTRACTOR.
  - FOOD SERVICE EQUIPMENT CONTRACTOR IS TO FURNISH CONTRACTOR WITH DETAILED DRAWINGS SHOWING ALL WALL BACKING LOCATION AND SIZE.
  - WALL BACKING AS SHOWN IS MINIMUM, EXTEND BACKING TO NEXT STUD EACH DIRECTION AS NECESSARY.

**WALL BACKING SCHEDULE**

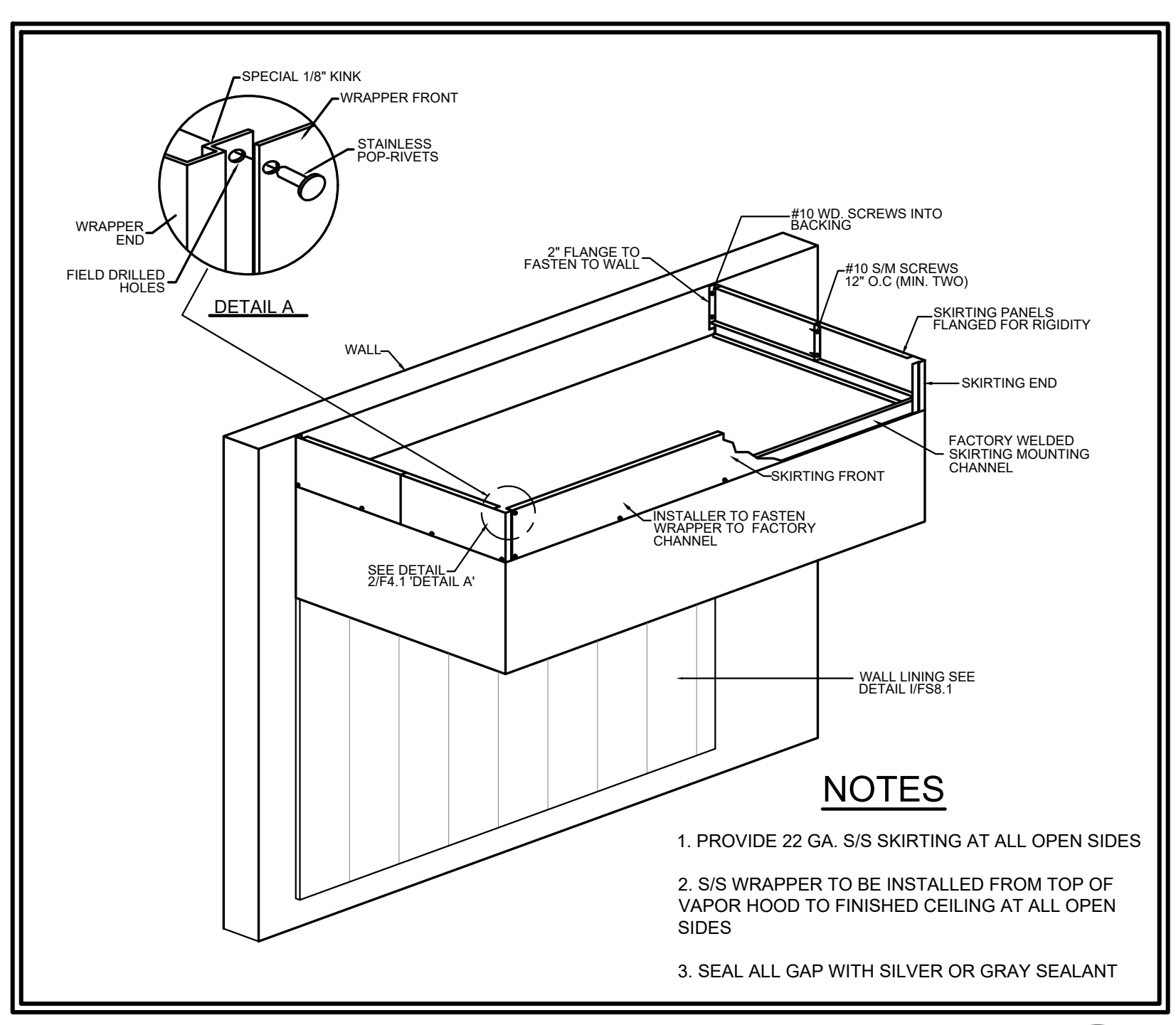
APPLICATION	BOTTOM OF BACKING	BACKING HGT.	FASTENERS PER STUD	ANCHORAGE DETAIL
WB1 8	+16" AFF	26" HIGH	4	B/FS8.2
WB2 4	+75" AFF +53" AFF +29" AFF +6" AFF	4" HIGH	2	I/FS8.1
WB3 16	+60" AFF	20" HIGH	3	H/FS8.1
WB4 4,1	+80" AFF	20" HIGH	3	4/FS4.1
WB5 2	+50" AFF	12" HIGH	3	G/FS8.1

NOTES:  
 1. BACKING TO BE 16 GA. G.I. OR C.R.S.  
 2. REFER TO I/FS4.1 FOR WALL BACKING LOCATIONS

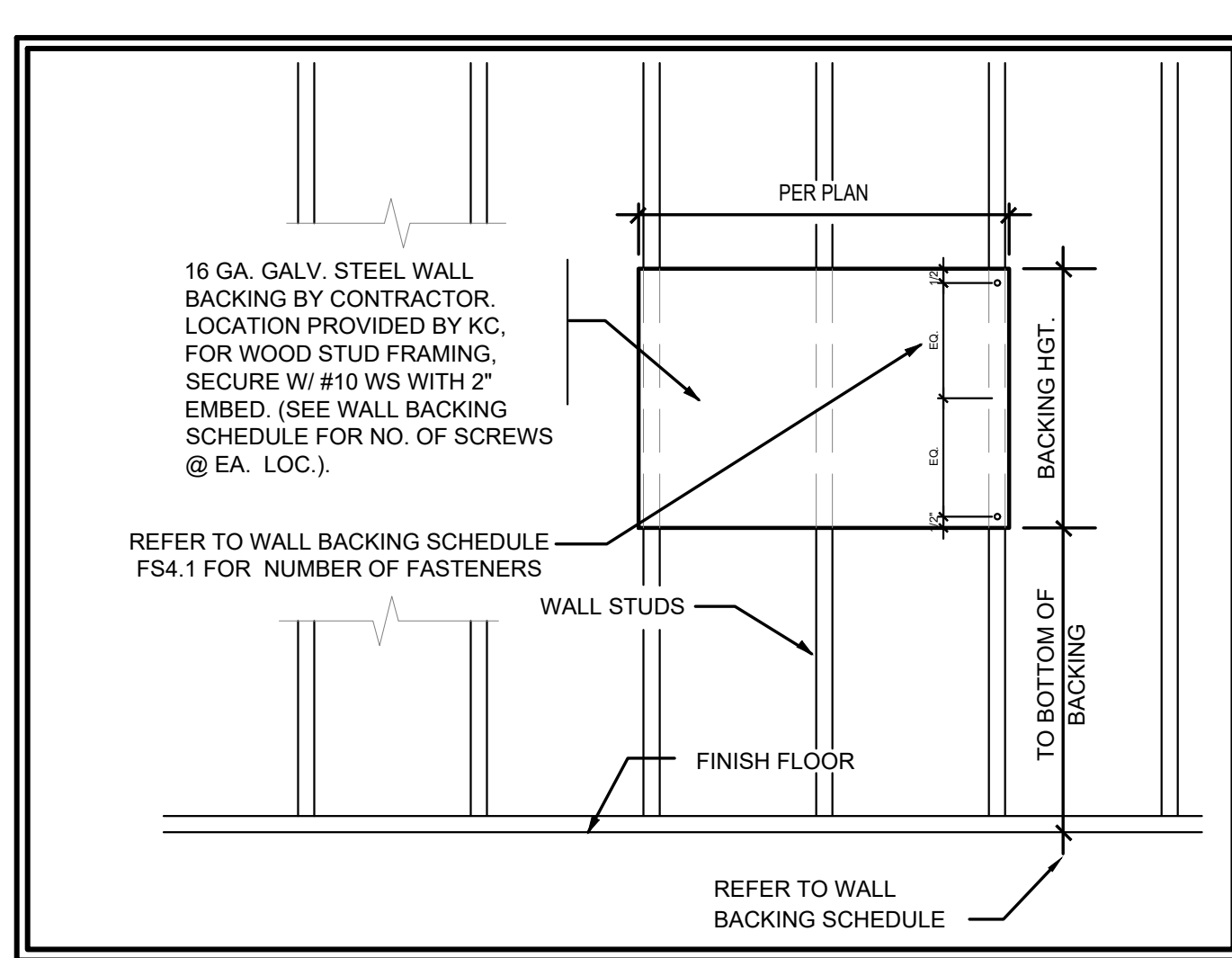


WALL MOUNTED FIRE CABINET 4 FS4.1

FOODSERVICE EQUIPMENT MECHANICAL PLAN 1 FS4.1  
SCALE: 1/4" = 1'-0"



CLOSURE SKIRTING AT HOOD 2 FS4.1



WALL BACKING DETAIL 3 FS4.1

- MECHANICAL SHEET NOTES**
- 18 GA. STAINLESS STEEL WALL LINING PANELS (MINIMUM WIDTH TO BE 36") WITH 1" MINERAL WOOL BLANKET AND WIRE MESH BACKING OR CERAMIC FIBER BLANKET AND WIRE MESH BACKING SPACES OUT 1" ON NON-COMBUSTIBLE SPACERS WALL LINING TO MEET THE REQUIREMENTS OF NFPA-96 AND LOCAL CODES. WALL LINING SHALL BE FABRICATED WITH VERTICAL FLUTES EVERY 6" AS SHOWN, AND THE WIDTH OF THE EXHAUST HOOD INCLUDING FIRE SYSTEM CABINET
  - PROVIDE STAINLESS STEEL CLOSURE SKIRTING, REFER TO 2/FS4.1

**FOODSERVICE MECHANICAL LEGEND**

ABREV./SYMB.	DESCRIPTION	ABREV./SYMB.	DESCRIPTION
F.S.E.C	FOODSERVICE EQUIPMENT CONTRACTOR	VE	VENTILATING SCHEDULE REFERENCE REFER TO FS4.1 FOR SCHEDULE
M.C.	MECHANICAL CONTRACTOR	1	KEYNOTE SYMBOL (SEE SHEET NOTES FS4.1)
S.F.	STAINLESS STEEL FABRICATOR	---	WALL BACKING
G.C.	GENERAL CONTRACTOR	#	BLOCKING TYPE REFER TO FS4.1
E.C.	ELECTRICAL CONTRACTOR	#	EXHAUST DUCT CONNECTION
CFM	CUBIC FEET PER MINUTE		
SP	STATIC PRESSURE		
	INSULATED S/S WALL LINING 1/FS4.1 FOR LOC.		

FACILITY:  
**MATSUYAMA ELEMENTARY SCHOOL**  
 7680 WINDBRIDGE DR.  
 SACRAMENTO, CA 95831

PROJECT:  
**MATSUYAMA ELEMENTARY SCHOOL MODERNIZATION**

SHEET NAME: **FOODSERVICE EQUIPMENT MECHANICAL PLAN**

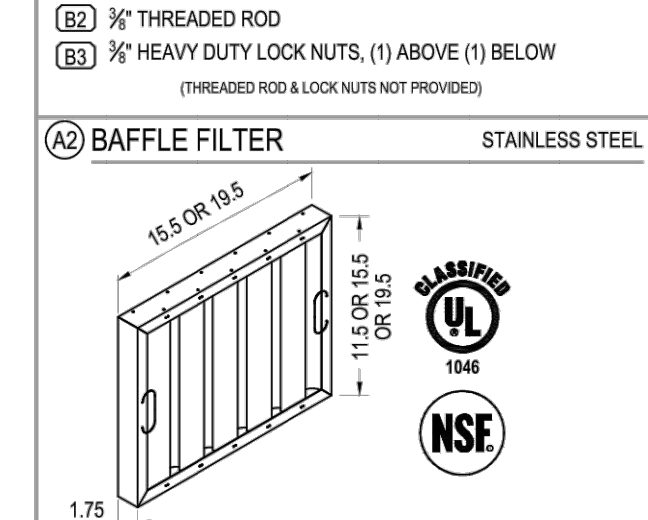
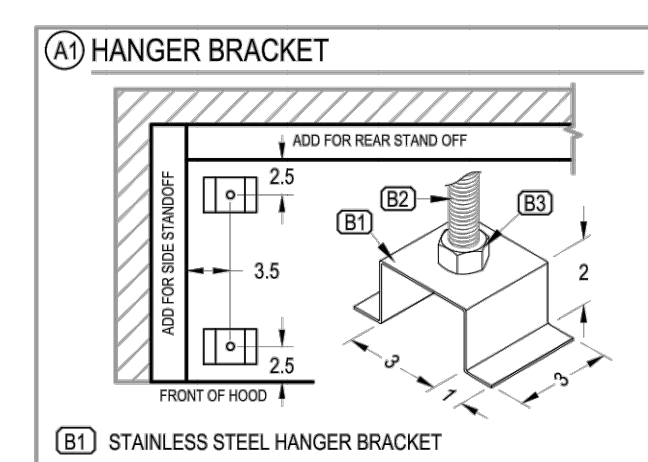
**DSA SUBMITTAL**

DATE: 01/04/2024 CLIENT PROJ NO: 3186-070-000

FS4.1

THIS LINE INDICATES THE LOCATION OF THE SHEETS CONTAINING THIS SHEET'S ORIGINAL PAGES

ADD ALTERNATE #1



### HOOD SCHEDULE

NO.	MODEL	L	W	H	WEIGHT	SPEC. CFM	SP	CFM/FT	MIN.	MAX.	SIDE	FRONT	MAX.
4	WCLC 906322.5	90	63	22.5	499	1575	0.63	210	36	48	6	6	450

**HOOD LEGEND**

1. HOOD CANOPY MATERIAL: ALL 304 SERIES STAINLESS STEEL

2. HOOD EX. CFM = TOTAL EFF AREA \* FPM  
OPERATING RANGE OF THE FILTER (200 TO 400 FPM)

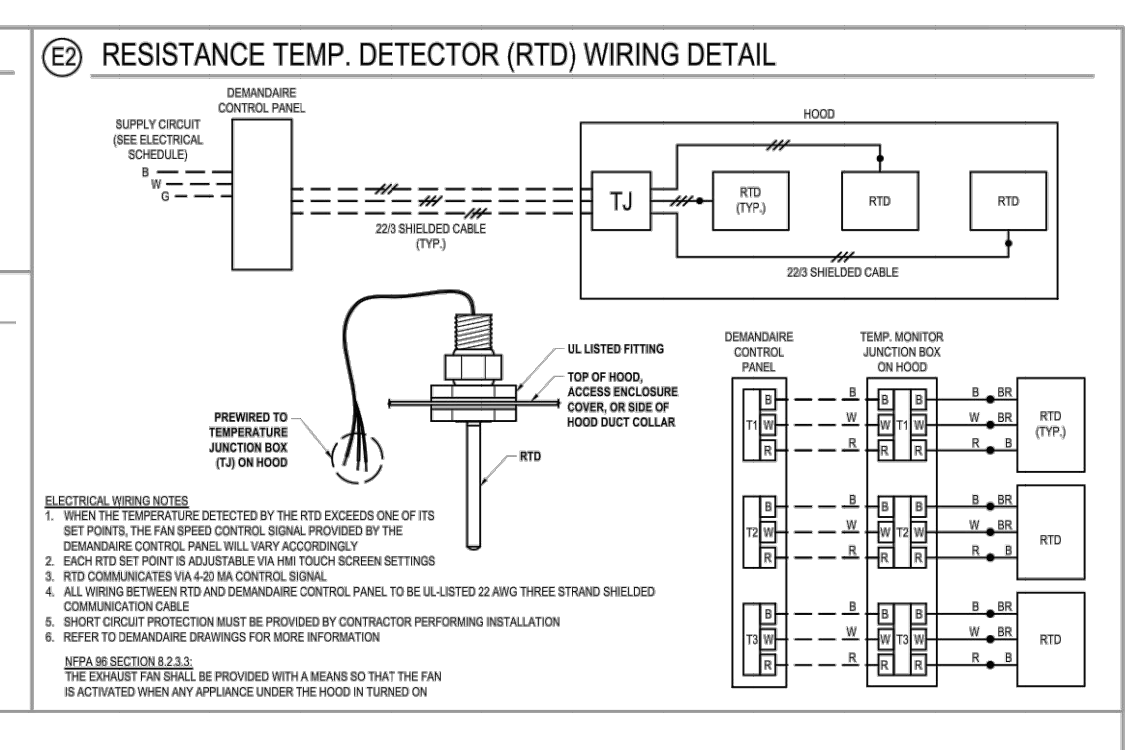
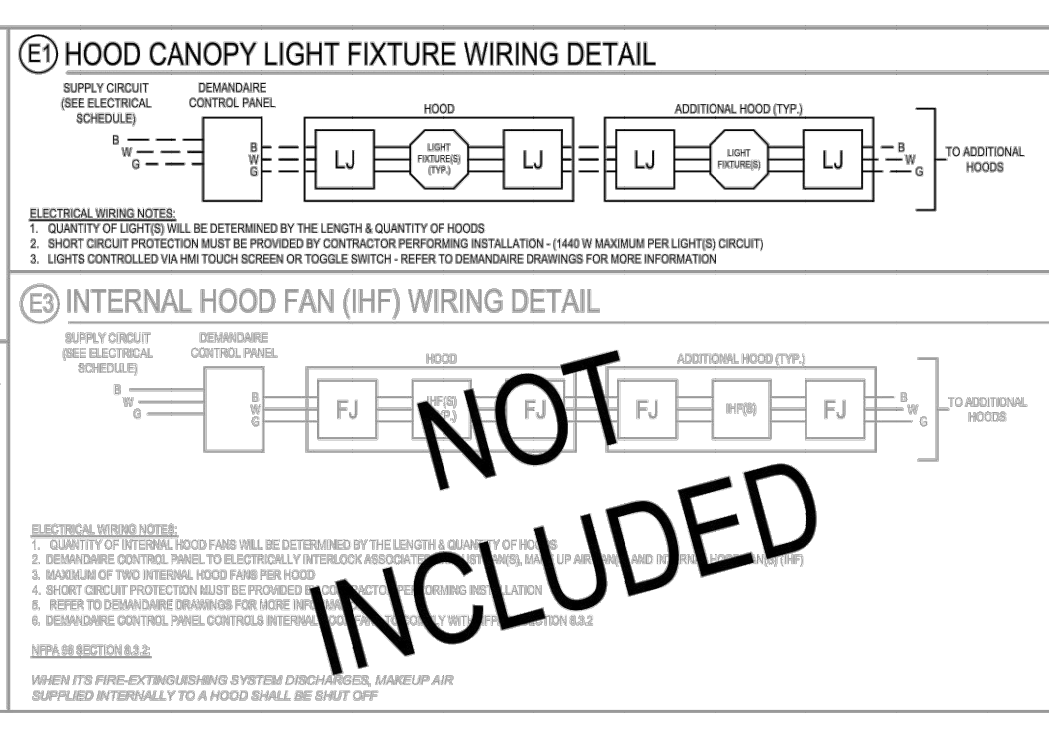
3. HOOD OVERHANG IS RECOMMENDED FOR ALL HEAVY DUTY COOKING APPLIANCES

**ELECTRICAL SCHEDULE**

SEE DEMANDAIRE DRAWINGS

**ELECTRICAL LEGEND**

STREIVOR FACTORY WIRING  
FIELD WIRING BY OTHERS  
HOOD CANOPY LIGHT(S)  
JUNCTION BOX  
TEMPERATURE MONITOR(S)  
JUNCTION BOX



**GENERAL NOTES:**

NOTES TO ARCHITECT AND/OR CONTRACTOR: STREIVOR, INC. (STREIVOR AIR SYSTEMS, STREIVOR STAINLESS) IS A SPECIALIST IN THE LAYOUT AND DESIGN OF KITCHEN VENTILATION SYSTEMS, AND IN NO WAY PURPORTS TO BE ARCHITECTS OR ENGINEERS.

THIS PLAN IS SUBMITTED FOR THE CONVENIENCE OF THE ARCHITECT AND/OR CONTRACTOR AND IS DONE FROM AVAILABLE ARCHITECTURAL INFORMATION. ALL MEASUREMENTS ARE SUBJECT TO PHYSICAL VERIFICATION AND ANY DEVIATIONS OR DISCREPANCIES SHALL BE DIRECTED TO THE ATTENTION OF STREIVOR, INC. IN WRITING.

STREIVOR, INC. ACCEPTS NO RESPONSIBILITY FOR WORK DONE BY SAID ARCHITECT OR GENERAL CONTRACTOR OR THEIR REPRESENTATIVES OR SUBCONTRACTORS, AND WILL NOT STAND ANY EXPENSE FOR CHANGES MADE NECESSARY DUE TO LOCAL BUILDING CODES, ORDINANCES, STRUCTURAL CONDITIONS, OR BY ANY SUBSTITUTIONS OR CHANGES IN EQUIPMENT SHOWN ON THIS PLAN.

ANY ERRORS, AMBIGUITIES OR OMISSIONS IN THIS PLAN OR SPECIFICATIONS SHALL BE REPORTED TO STREIVOR, INC. FOR CORRECTIONS BEFORE ANY OF THE WORK IS STARTED. UNLESS EXPRESSLY STIPULATED, NO ADDITIONAL ALLOWANCE WILL BE MADE IN FAVOR OF THE OWNER OR CONTRACTOR, BY WRITE OR ERROR, AMBIGUITY OR OMISSION WHICH SHOULD HAVE BEEN DISCOVERED DURING THE PREPARATION OF BID ESTIMATES, AND DIRECTED TO THE ATTENTION OF STREIVOR, INC. IN A TIMELY MANNER.

**PRE - INSTALLATION**

OBTAIN, READ AND UNDERSTAND STREIVOR'S HOOD INSTALLATION, OPERATION AND MAINTENANCE MANUAL PRIOR TO INSTALLATION, STARTUP OR BALANCING.

**INSTALLATION**

ALL INSTALLATION, STARTUP AND BALANCING MUST BE PERFORMED BY QUALIFIED PERSONS AND IN ACCORDANCE WITH ALL APPLICABLE PREVALING CODES AND STANDARDS.

**STANDARD NFPA 96 HOOD CLEARANCES**

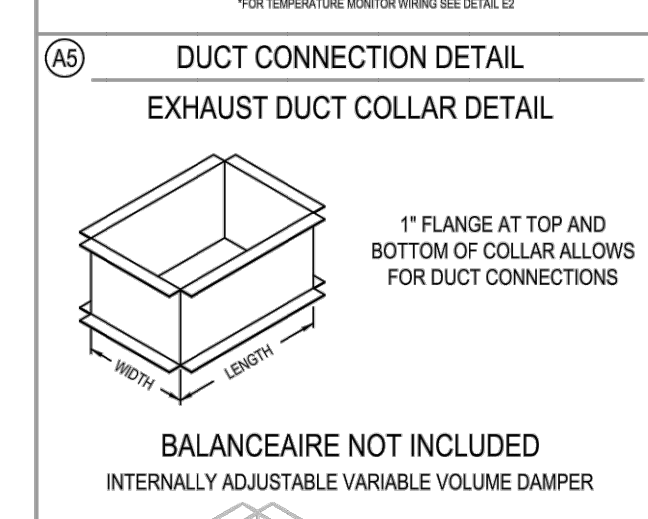
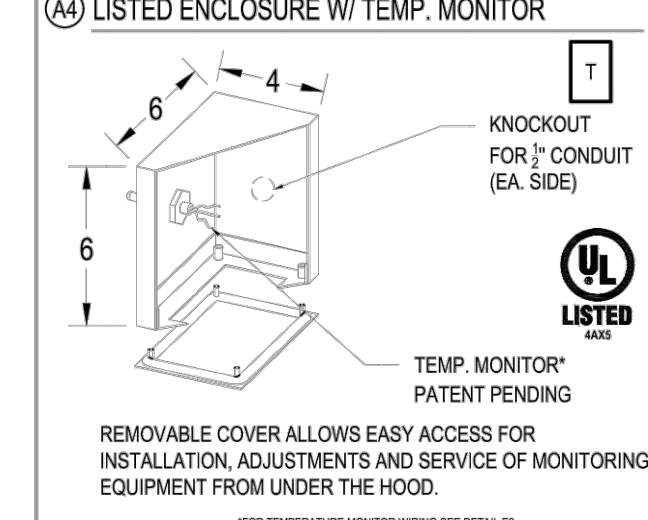
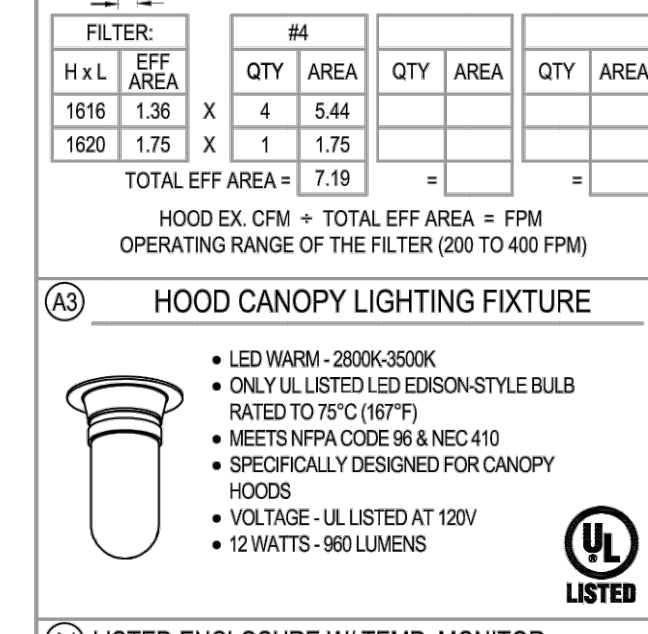
3' TO LIMITED-COMBUSTIBLE MATERIALS  
18" TO COMBUSTIBLE MATERIAL

**OVERHEAD CLEARANCES**

17" CLEARANCE IS REQUIRED ABOVE THE HOOD  
REDUCED CLEARANCES MAY BE AVAILABLE. CONSULT FACTORY FOR REDUCED CLEARANCE OPTIONS.

**TEST AND BALANCE**

THE SPECIFIED EXHAUST CFMS LISTED ON THIS DRAWING MUST BE MET DURING TEST AND BALANCE OF THE HOOD SYSTEM(S).  
VARIANCE EXHAUST = +2% -10%  
VARIANCE SUPPLY = -10% -0%



**EXHAUST COLLAR APPROVAL**

OPTION:  SHIP COLLAR LOOSE (THE PURCHASER ACCEPTS THE OBLIGATION AND COST OF CUTTING/WELDING COLLAR)

WELD COLLAR TO HOOD (DIMENSIONS REQUIRED)

**DRAWING APPROVAL**

THIS DRAWING MUST BE REVIEWED, SIGNED & RETURNED TO STREIVOR AIR SYSTEMS PRIOR TO THE START OF FABRICATION.

VERIFY THE FOLLOWING:

1. ALL DIMENSIONAL INFORMATION, MOUNTING LOCATIONS & CLEARANCES

2. THE LOCATION & TYPE OF COOKING EQUIPMENT

**APPROVED FOR FABRICATION**

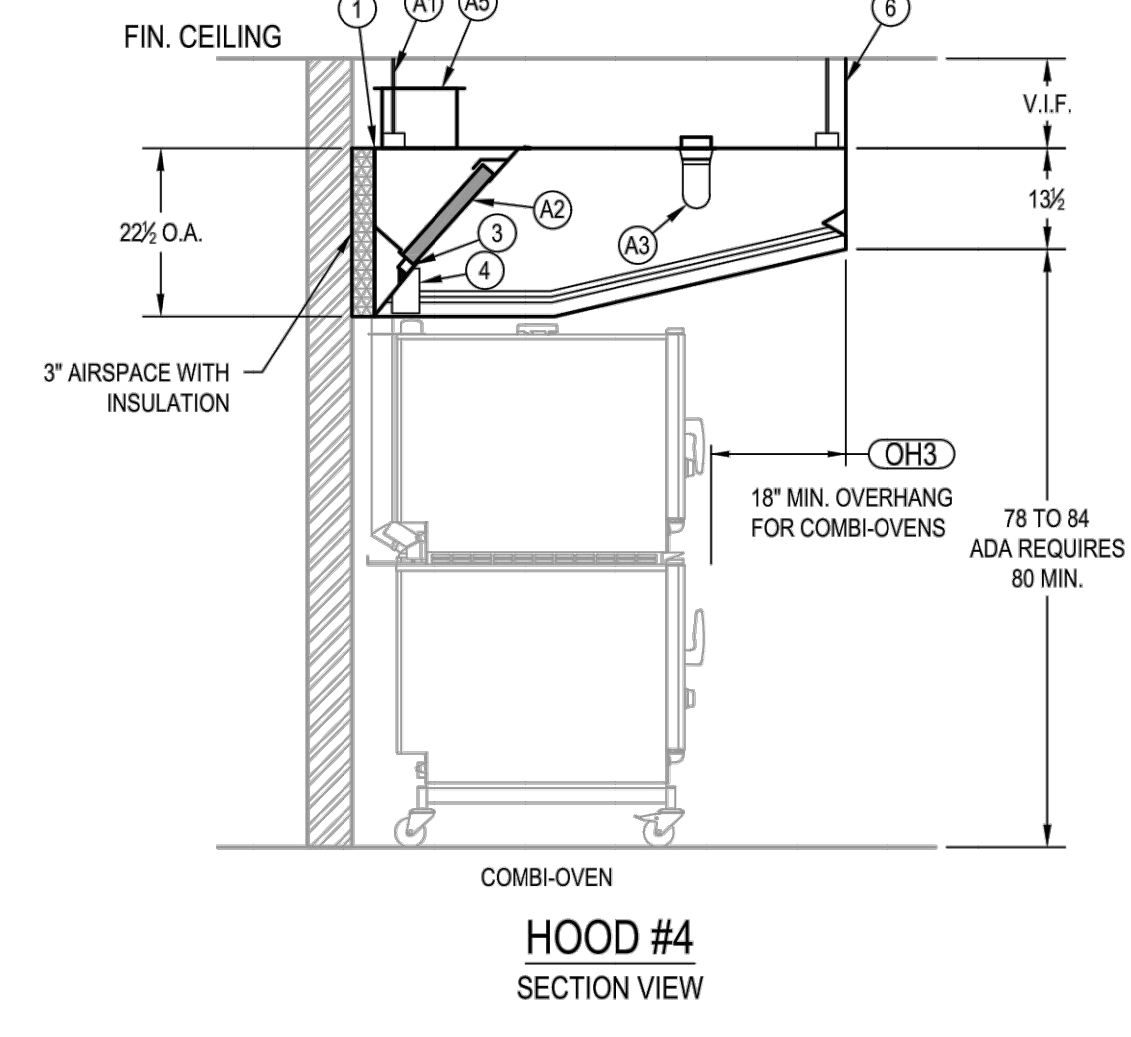
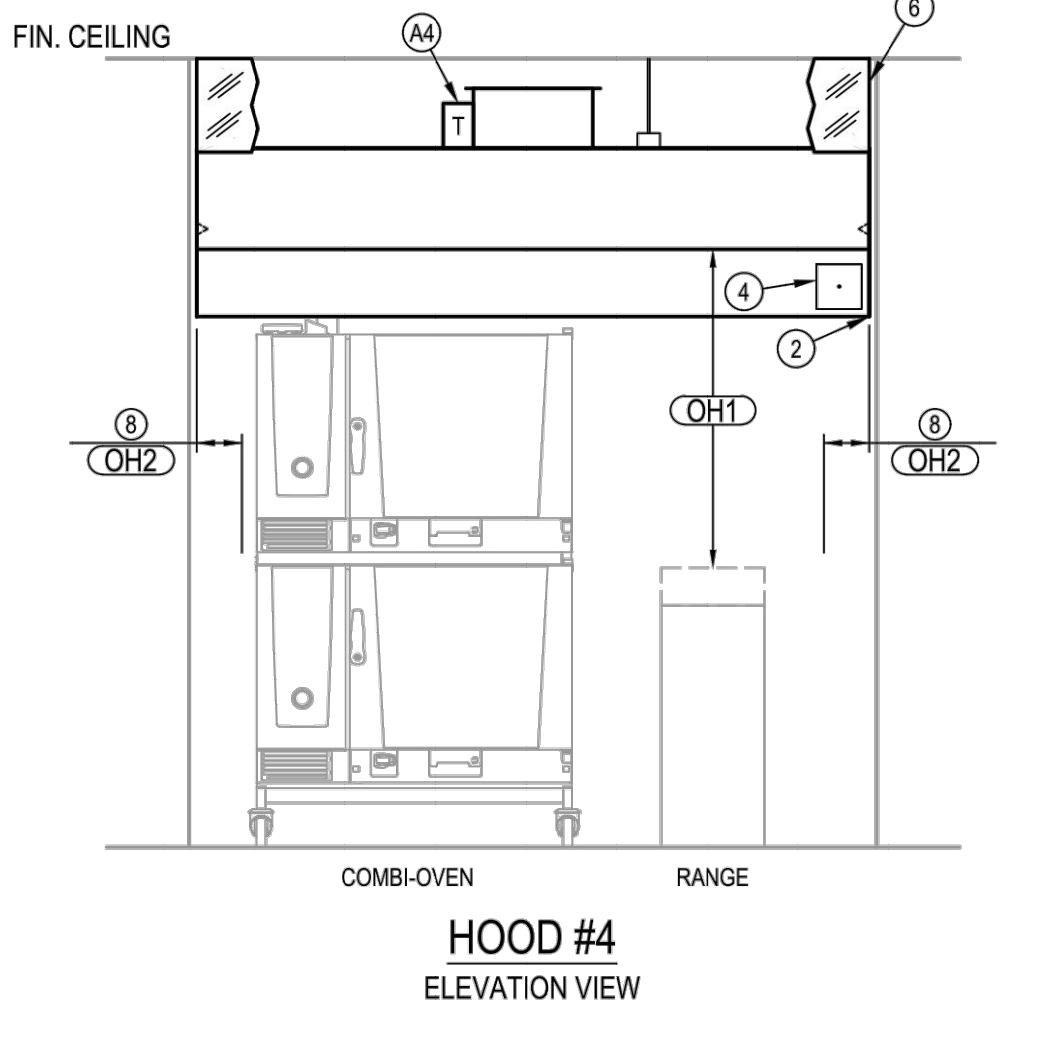
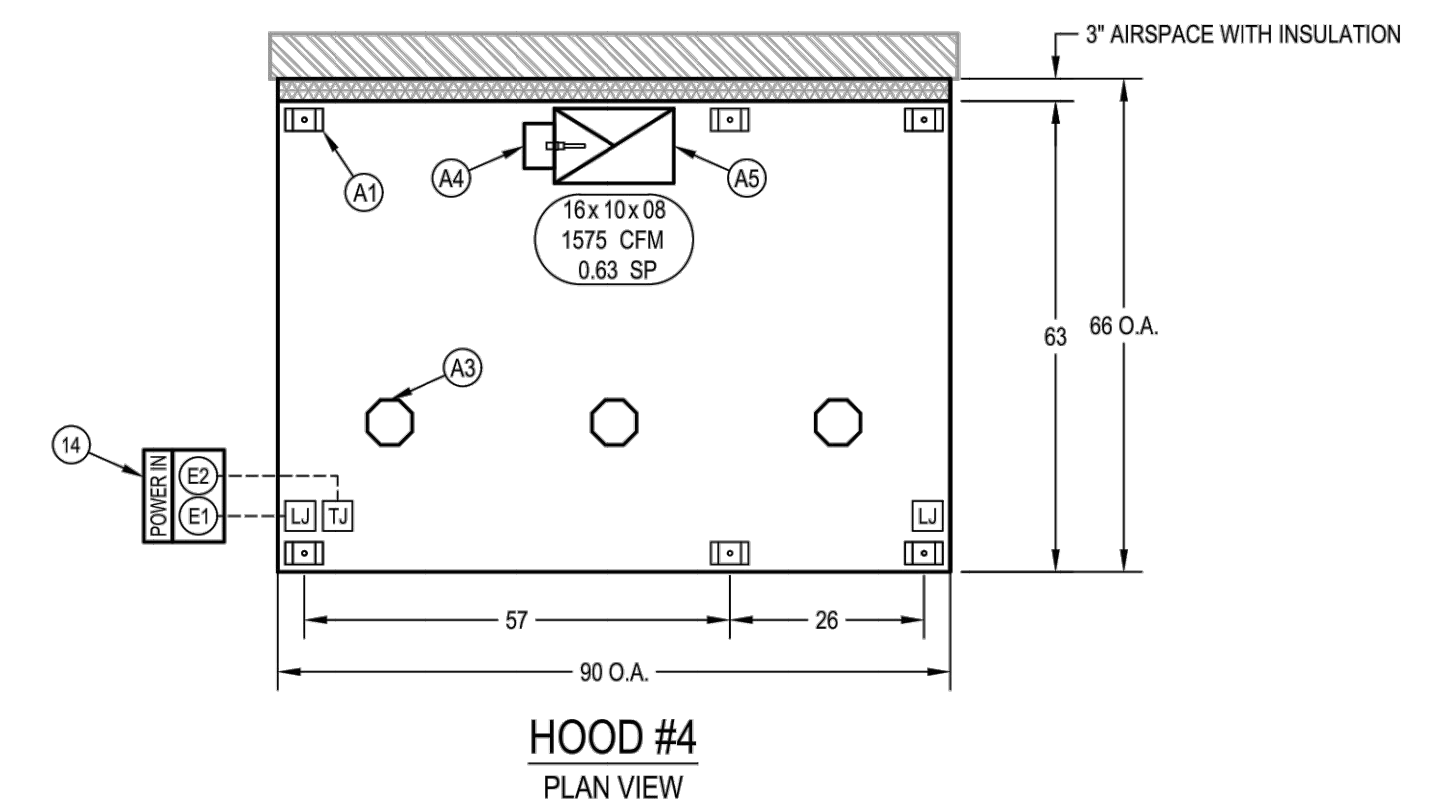
APPROVED  APPROVED AS NOTED

REVISE & RESUBMIT

APPROVED BY: \_\_\_\_\_ DATE: \_\_\_\_\_

**NOTE TO REVIEWER:**

ANY CHANGES IN COOKING EQUIPMENT SUCH AS EQUIPMENT POSITION, TYPE AND/OR INCREASE IN ENERGY OUTPUT MAY AFFECT EXHAUST AIRFLOW. STREIVOR AIR SYSTEMS MUST BE NOTIFIED OF ANY CHANGES THAT OCCUR PRIOR TO FABRICATION. A RE-ENGINEERING OF THE EXHAUST AIRFLOW MAY BE REQUIRED.



**STREIVOR™ AIR SYSTEMS**

"STRIVING FOR EXCELLENCE"

2150 KITTY HAWK ROAD, LIVERMORE, CA 94551  
PHONE: (925) 960-9090 FAX: (925) 960-9055  
WWW.STREIVOR.COM

PROJECT: **MATSUYAMA ES**

7680 WINDBRIDGE DR.  
SACRAMENTO, CA 95831

AMD FOODSERVICE DESIGN

HOOD #: 4  
DATE: 11/28/2023  
DRAWN BY: TN  
CHECKED BY: KCS  
CONSULTANT: AMD FOODSERVICE DESIGN

SCALE: (AS SHOWN UNLESS NOTED) 1/2" = 1'-0"

NO.	DESCRIPTION	DATE	INT.
1			
2			
3			
4			

DRAWING: **H-01**

SHEET 01 OF 01

AGENCY APPROVAL:



HMC Architects  
3186-070-000

2101 CAPITOL AVENUE, SUITE 100,  
SACRAMENTO, CA, 95816  
916.388.7000 / www.hmcarchitects.com

**ISSUE**

NO.	DESCRIPTION	DATE
1		



FACILITY: **MATSUYAMA ELEMENTARY SCHOOL**  
**7680 WINDBRIDGE DR.**  
**SACRAMENTO, CA 95831**

PROJECT: **MATSUYAMA ELEMENTARY SCHOOL MODERNIZATION**

SHEET NAME: **FOODSERVICE EQUIPMENT EXHAUST HOOD DETAILS**

**DSA SUBMITTAL**

DATE: 01/04/2024 CLIENT PROJ NO: 3186-070-000

SHEET: **FS5.1**

ADD ALTERNATE #1

**LISTINGS & STANDARDS**  
 THE NET CHEMICAL EXTINGUISHING SYSTEM IS ENGINEERED TO PROVIDE FIRE PROTECTION FOR RESTAURANT HOODS, DUCTS AND COOKING APPLIANCES. IS IS 300 LITERS AND IS TO BE INSTALLED IN ACCORDANCE WITH THE FOLLOWING STANDARDS:  
 • NFPA 70A 2017 EDITION  
 • NFPA 95 2018 EDITION  
 • NFPA 96 2017 EDITION

**SECTIONS & CODES**  
 NFPA 70A 2017 EDITION  
 NFPA 96 2018 EDITION  
 NFPA 96 2017 EDITION

(8.2.1.1) EACH MANUAL ACTUATION DEVICE SHALL BE INSTALLED NO MORE THAN 48 IN. (1200 MM) AND NO LESS THAN 42 IN. (1070 MM) ABOVE THE FLOOR.

(8.2.1.2) A HOOD EXHAUST FAN SHALL CONTINUE TO OPERATE AFTER THE EXTINGUISHING SYSTEM HAS BEEN ACTIVATED UNLESS FAN SHUTDOWN IS REQUIRED BY A LISTED COMPONENT OF THE VENTILATION SYSTEM OR BY THE DESIGN OF THE EXTINGUISHING SYSTEM.

(8.2.1.3) THE HOOD EXHAUST FAN SHALL START UPON ACTIVATION OF THE EXTINGUISHING SYSTEM IF THE EXHAUST FAN AND ALL COOKING EQUIPMENT SERVED BY THE FAN HAVE BEEN SHUT DOWN, UNLESS FAN SHUTDOWN IS REQUIRED BY A LISTED COMPONENT OF THE VENTILATION SYSTEM OR BY THE DESIGN OF THE EXTINGUISHING SYSTEM.

(8.2.2) WHEN THE FIRE EXTINGUISHING SYSTEM ACTIVATES, MAKEUP AIR SUPPLIED INTERNALLY TO A HOOD SHALL BE SHUT OFF.

(10.4.1) UPON ACTIVATION OF ANY FIRE EXTINGUISHING SYSTEM FOR A COOKING OPERATION, ALL SOURCES OF FUEL AND ELECTRICAL POWER THAT PRODUCE HEAT TO ALL EQUIPMENT REQUIRING PROTECTION BY THAT SYSTEM SHALL AUTOMATICALLY SHUT OFF.

(10.4.3) ANY GAS APPLIANCE NOT REQUIRING PROTECTION BUT LOCATED UNDER VENTILATING EQUIPMENT WHERE PROTECTED APPLIANCES ARE LOCATED SHALL BE AUTOMATICALLY SHUT OFF UPON ACTIVATION OF THE EXTINGUISHING SYSTEM.

(10.5.1) SHUT OFF DEVICE SHALL REQUIRE MANUAL RESET.

(10.5.1.1) AT LEAST ONE MANUAL ACTUATION DEVICE SHALL BE LOCATED IN MEANS OF EGRESS OR AT A LOCATION ACCEPTABLE TO THE AHJ.

(10.5.1.2) THE MANUAL ACTUATION DEVICE SHALL CLEARLY IDENTIFY THE HAZARD PROTECTED.

**EMC 2018 EDITION**  
 (11.3) MANUAL ACTUATION SHALL BE ACCESSIBLE IN THE EVENT OF A FIRE, NOT LESS THAN ONE MANUAL ACTUATION DEVICE SHALL BE LOCATED NOT LESS THAN 6 FEET (1800 MM) AND NOT MORE THAN 6 FEET (1800 MM) FROM THE PROTECTED EXHAUST SYSTEMS. (IRC 2018: 104.12.1)

**INSTALLATION REQUIREMENTS**

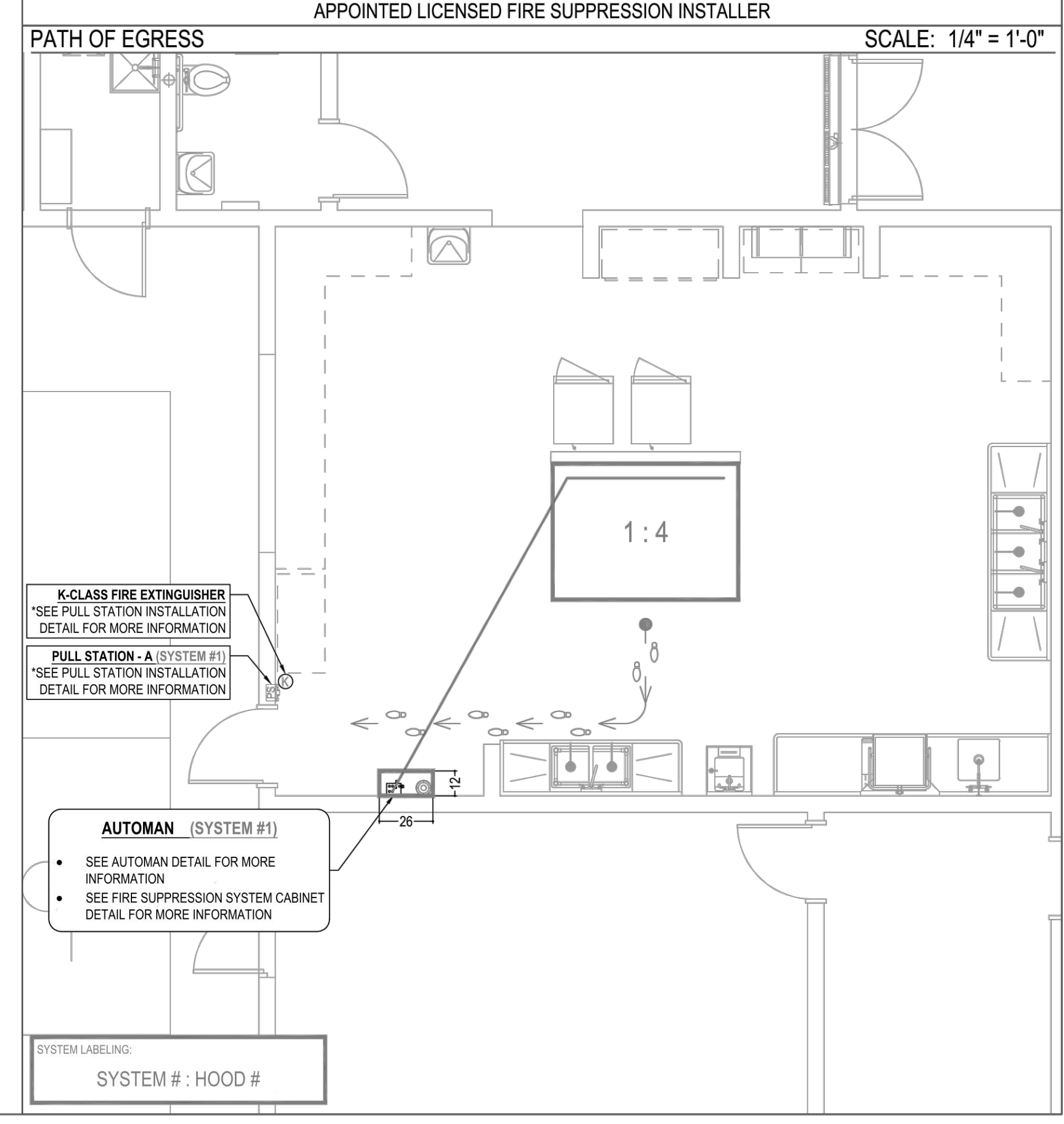
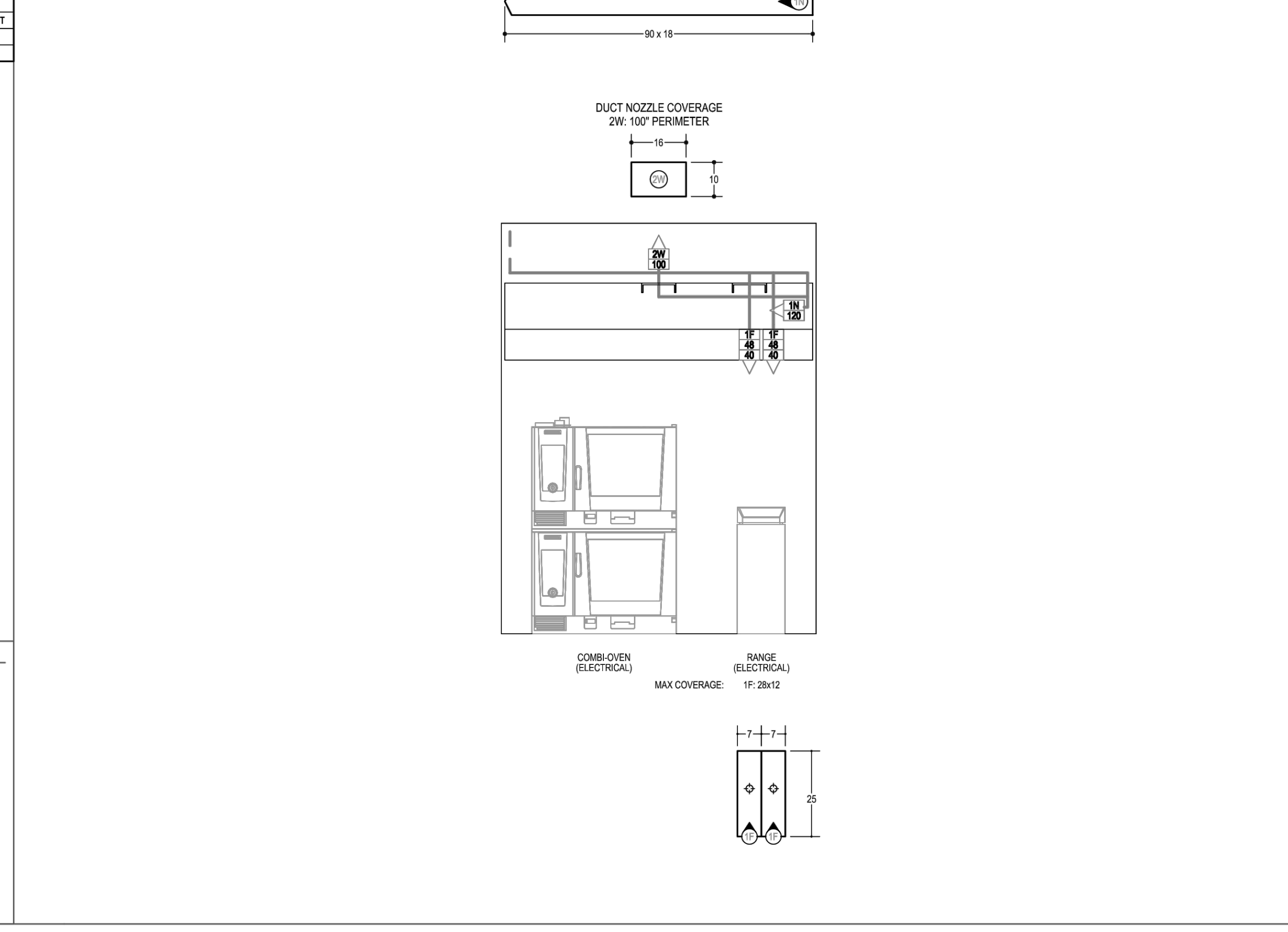

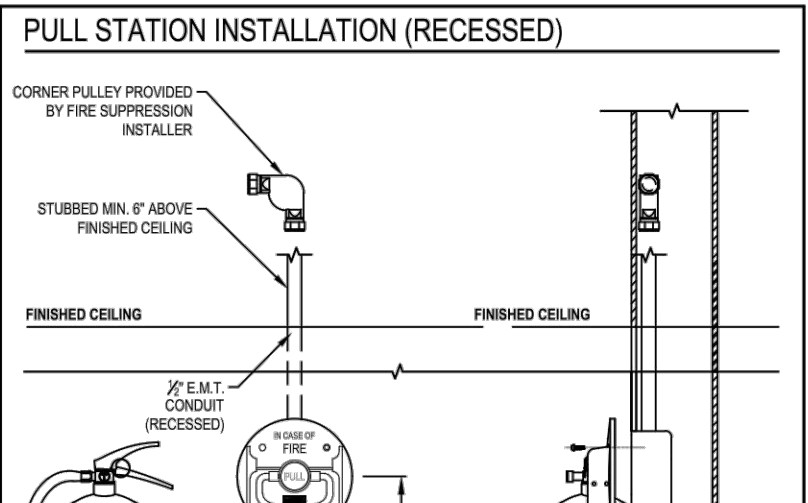
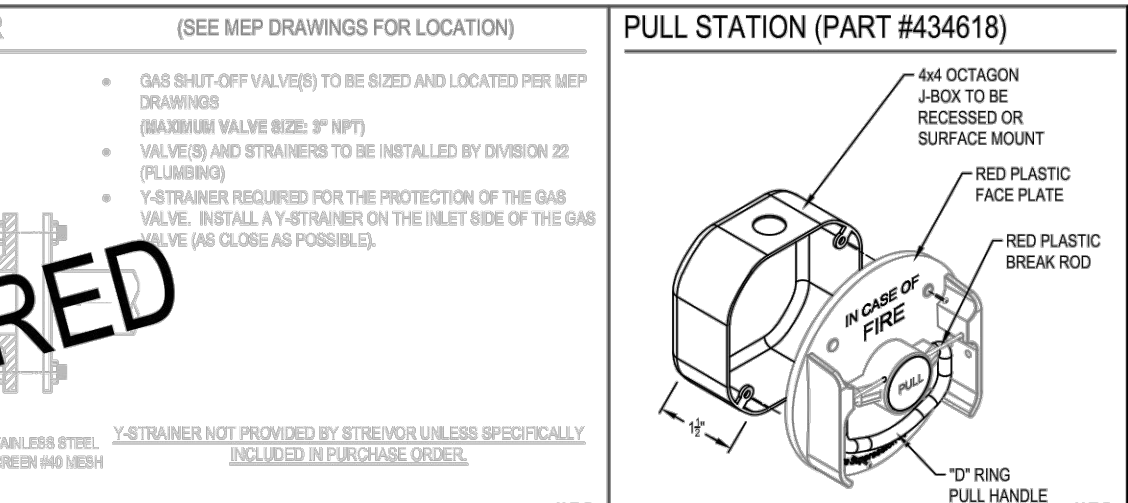
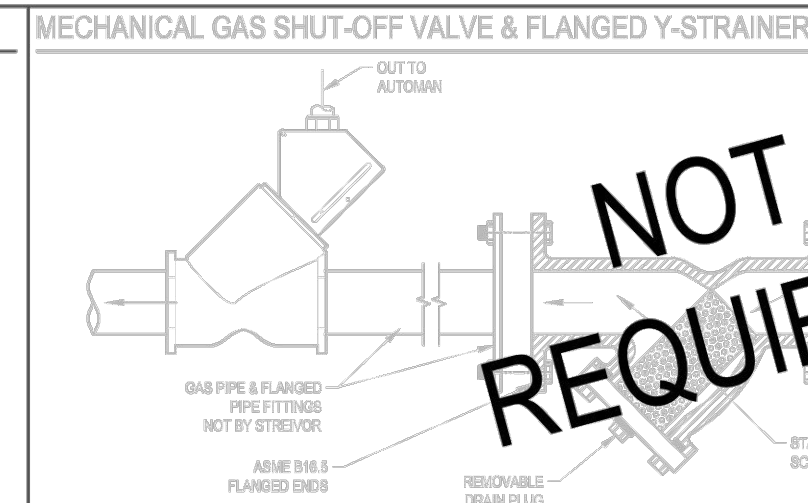
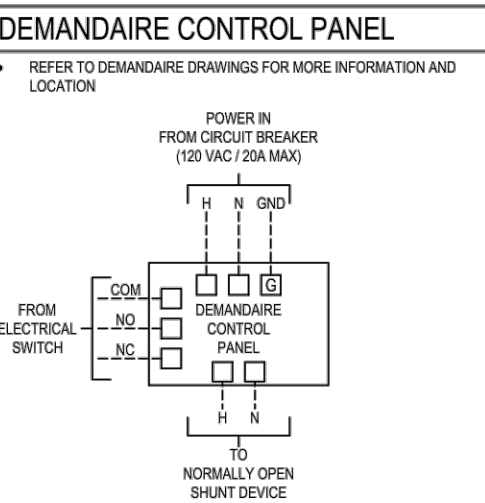
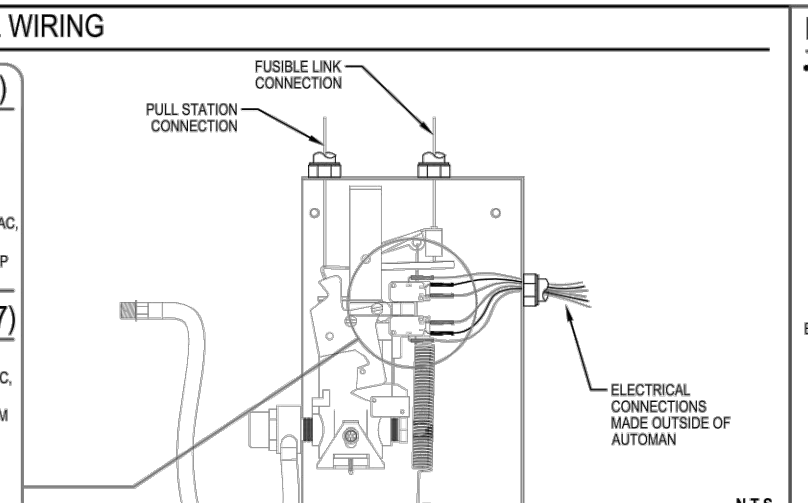
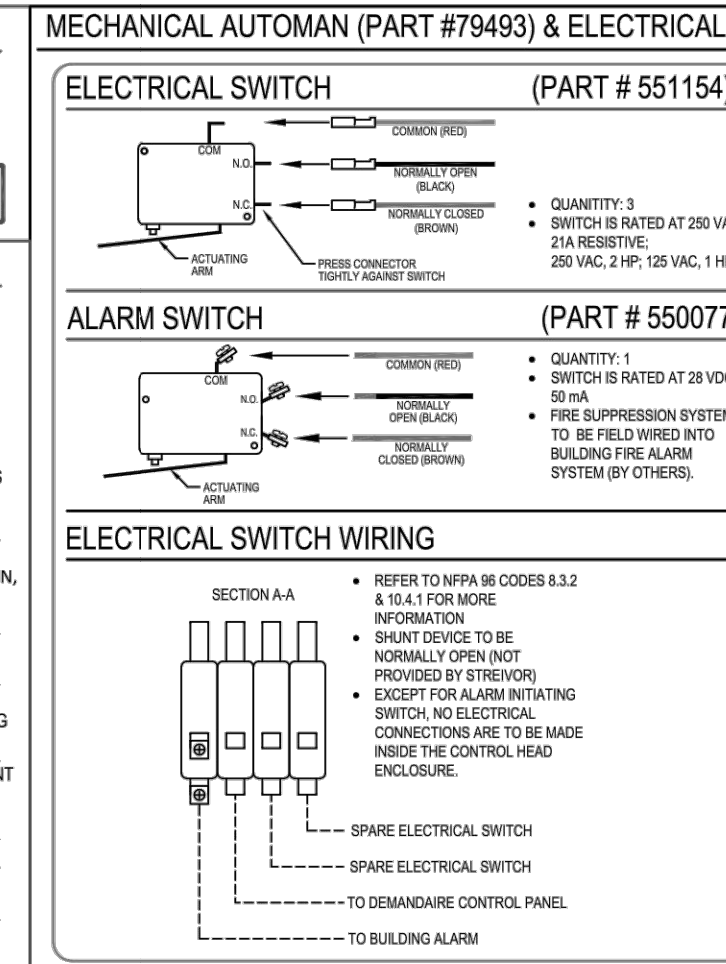
- ALL PIPE SHALL BE SCHEDULE 40 BLACK IRON, CHROME PLATED WHERE EXPOSED.
- ALL CYLINDER SYSTEMS SHALL HAVE 3/8" SUPPLY LINES AND 3/8" BRANCH LINES.
- ALL WIRE ROPE SHALL BE 1/8" STAINLESS STEEL AND RUN THROUGH 1/2" DMT CONDUIT.
- ALL LISTED CORNER PULLEYS REQUIRED WHENEVER THE STAINLESS STEEL CABLE DIRECTION CHANGES.
- ALL EQUIPMENT WITH FIRE PROTECTION MUST BE SECURED TO FLOOR, (NOT BY STREIVOR).
- SWIVEL ADAPTERS MAY BE ADDED TO NOZZLES FOR UP TO 30° ROTATION.

**SYSTEM #1** PAGE NUMBERS REFERENCED FROM THE ANSUL R-102 FIRE SUPPRESSION SYSTEM TECHNICAL MANUAL.

CABLE/LINE LIMITATIONS					
	LENGTH	PULLEYS	BRACKETS		
FUSIBLE LINK (99-471)	MAXIMUM	150.00 FT	20	15	
	ALLOTTED	25.00 FT	3	2	
PULL STATIONS (99-472)	MAXIMUM	150.00 FT	20	N/A	
	ALLOTTED	15.00 FT	2	N/A	
GAS VALVES (99-474)	MAXIMUM	150.00 FT	20	N/A	
	ALLOTTED	-- FT	--	N/A	
GAS CARTRIDGE(S) (99-481)	MODEL	LT-30-R	--	--	
	PART NUMBER	423435	--	--	

CYLINDER #1					
ZONE	COVER DESCRIPTION	NOZZLE	QTY.	FLOW POINTS	PAGE
1	DUCT	2W	1	2	4-1
	PLENUM	1N	1	1	4-5
	RANGE	1F	2	2	4-7
TOTAL FLOW POINTS				5	

PIPING LIMITATIONS						
CYLINDER	FLOW POINTS	SUPPLY	DUCT	PLENUM	EQUIP.	FIRST TO LAST
1.5 GAL.	MAXIMUM	5	40 FT	5 FT	4 FT	10 FT
	ALLOTTED	5	24 FT	4 FT	1 FT	3 FT



AGENCY APPROVAL:

**Sacramento City**  
 UNIFIED SCHOOL DISTRICT

HMC Architects

3186-070-000

2101 CAPITOL AVENUE, SUITE 100, SACRAMENTO, CA 95816  
 916.358.7060 / www.hmcarchitects.com

**ISSUE**

NO.	DESCRIPTION	DATE
1		

**AMD**  
 FOODSERVICE DESIGN

FACILITY: **MATSUYAMA ELEMENTARY SCHOOL**  
 7880 WINDBRIDGE DR.  
 SACRAMENTO, CA 95831

PROJECT: **MATSUYAMA ELEMENTARY SCHOOL MODERNIZATION**

SHEET NAME: **FOODSERVICE EQUIPMENT EXHAUST HOOD DETAILS**

**DSA SUBMITTAL**

DATE: 01/04/2024 CLIENT PROJ NO: 3186-070-000

SHEET: **FS5.2**

THIS DRAWING IS THE PROPERTY OF STREIVOR AIR SYSTEMS. IT IS TO BE USED ONLY FOR THE PROJECT AND SITE SPECIFICALLY IDENTIFIED HEREIN. IT IS NOT TO BE REPRODUCED, COPIED, OR TRANSMITTED IN ANY FORM OR BY ANY MEANS, ELECTRONIC OR MECHANICAL, INCLUDING PHOTOCOPYING, RECORDING, OR BY ANY INFORMATION STORAGE AND RETRIEVAL SYSTEM, WITHOUT THE WRITTEN PERMISSION OF STREIVOR AIR SYSTEMS.

ADD ALTERNATE #1

GENERAL NOTES

NOTES TO ARCHITECT AND/OR CONTRACTOR: STREIVOR, INC. (STREIVOR AIR SYSTEMS, STREIVOR STAINLESS) IS A SPECIALIST IN THE LAYOUT AND DESIGN OF KITCHEN VENTILATION SYSTEMS, AND IN NO WAY PURPORTS TO BE ARCHITECTS OR ENGINEERS. THIS PLAN IS SUBMITTED FOR THE CONVENIENCE OF THE ARCHITECT AND/OR CONTRACTOR AND IS DONE FROM AVAILABLE ARCHITECTURAL INFORMATION. ALL MEASUREMENTS ARE SUBJECT TO PHYSICAL VERIFICATION AND ANY DEVIATIONS OR DISCREPANCIES SHALL BE DIRECTED TO THE ATTENTION OF STREIVOR, INC. IN WRITING. STREIVOR, INC. ACCEPTS NO RESPONSIBILITY FOR WORK DONE BY SAID ARCHITECT OR GENERAL CONTRACTOR OR THEIR REPRESENTATIVES OR SUBCONTRACTORS, AND WILL NOT STAND ANY EXPENSE FOR CHANGES MADE NECESSARY DUE TO LOCAL BUILDING CODES, ORDINANCES, STRUCTURAL CONDITIONS, OR BY ANY SUBSTITUTIONS OR CHANGES IN EQUIPMENT SHOWN ON THIS PLAN. ANY ERRORS, AMBIGUITIES OR OMISSIONS IN THIS PLAN OR SPECIFICATIONS SHALL BE REPORTED TO STREIVOR, INC. FOR CORRECTIONS BEFORE ANY OF THE WORK IS STARTED. UNLESS EXPRESSLY STIPULATED, NO ADDITIONAL ALLOWANCE WILL BE MADE IN FAVOR OF THE OWNER OR CONTRACTOR, BY VIRTUE OF ERROR, AMBIGUITY OR OMISSION WHICH SHOULD HAVE BEEN DISCOVERED DURING THE PREPARATION OF BID ESTIMATES, AND DIRECTED TO THE ATTENTION OF STREIVOR, INC. IN A TIMELY MANNER.

PRE-INSTALLATION: OBTAIN, READ AND UNDERSTAND STREIVOR'S DEMANDAIRE INSTALLATION, OPERATION AND MAINTENANCE MANUAL PRIOR TO INSTALLATION, OR STARTUP OR BALANCING.

INSTALLATION: ALL INSTALLATION AND STARTUP MUST BE PERFORMED BY QUALIFIED PERSONS AND IN ACCORDANCE WITH ALL APPLICABLE PREVAILING CODES AND STANDARDS.

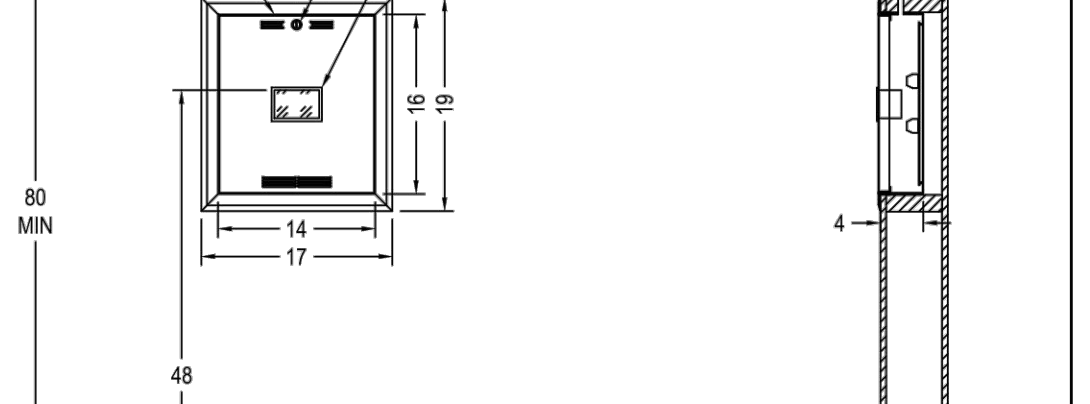
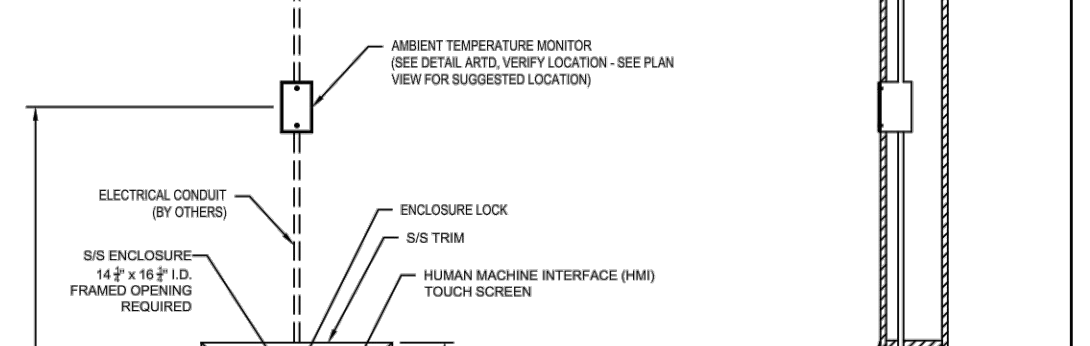

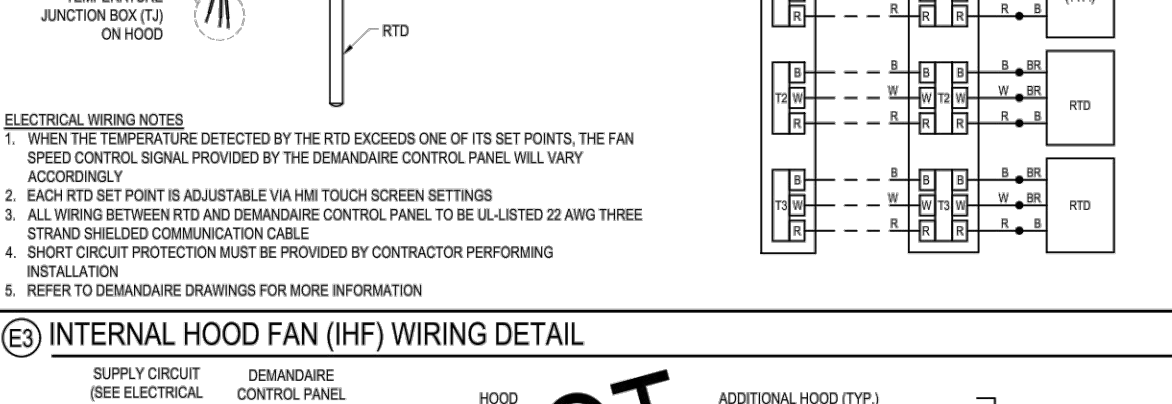
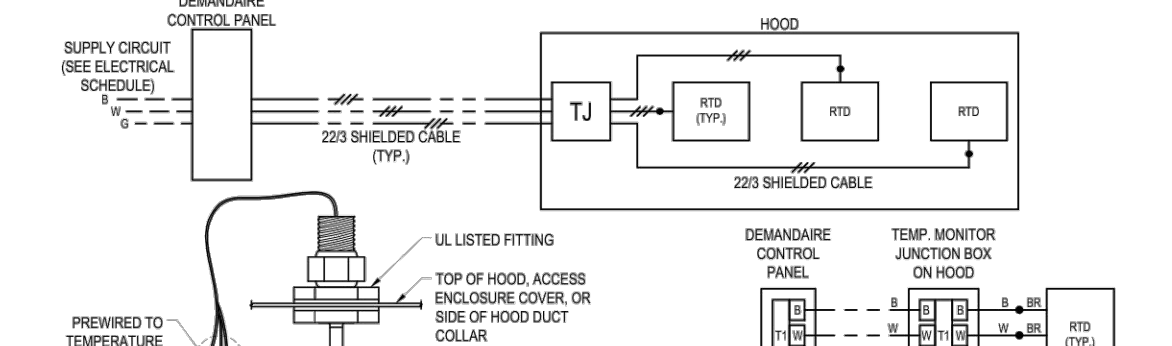
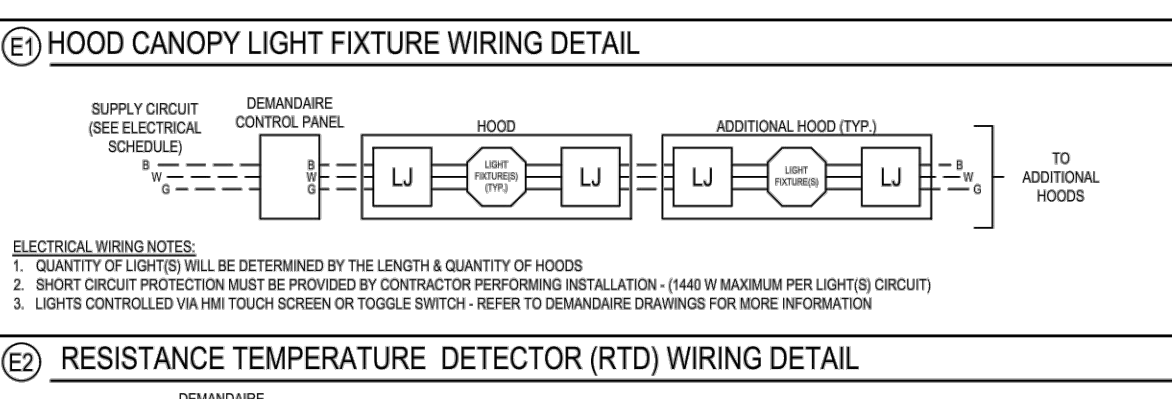
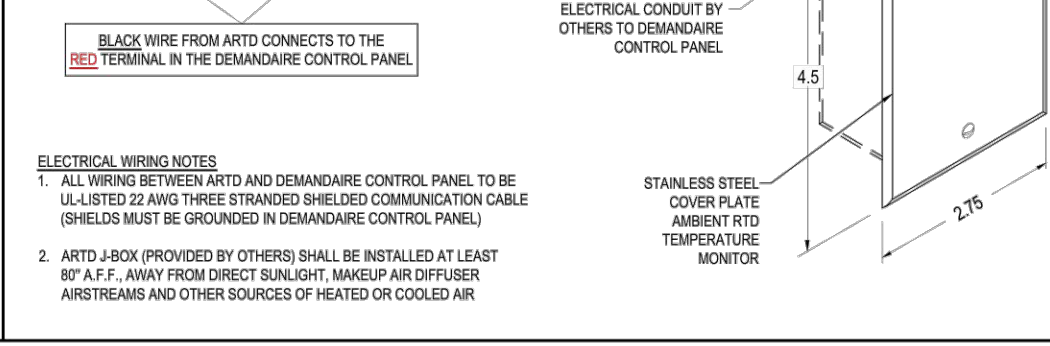
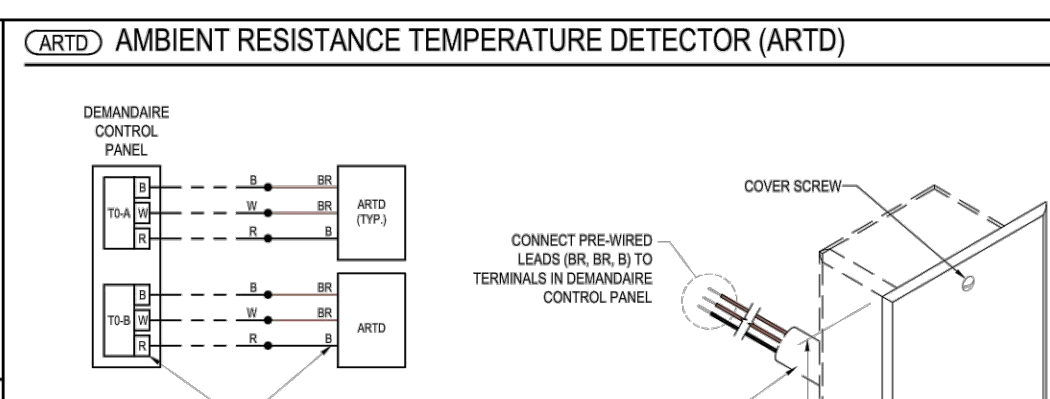
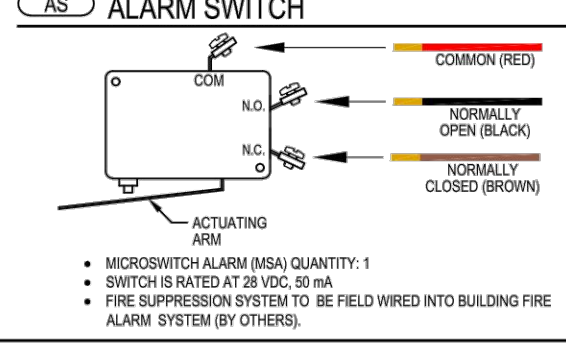
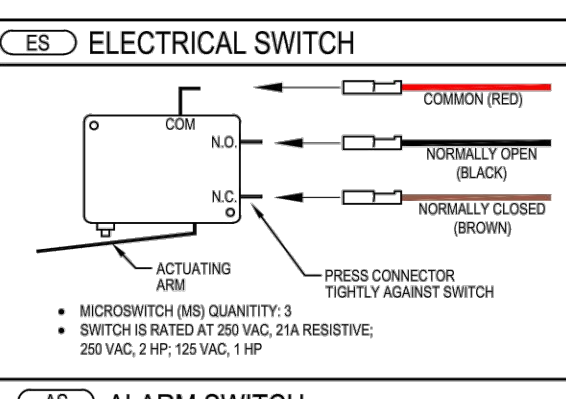
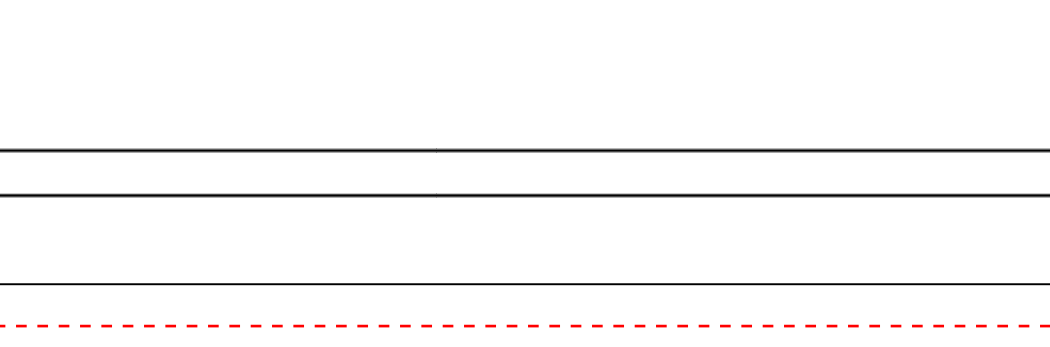
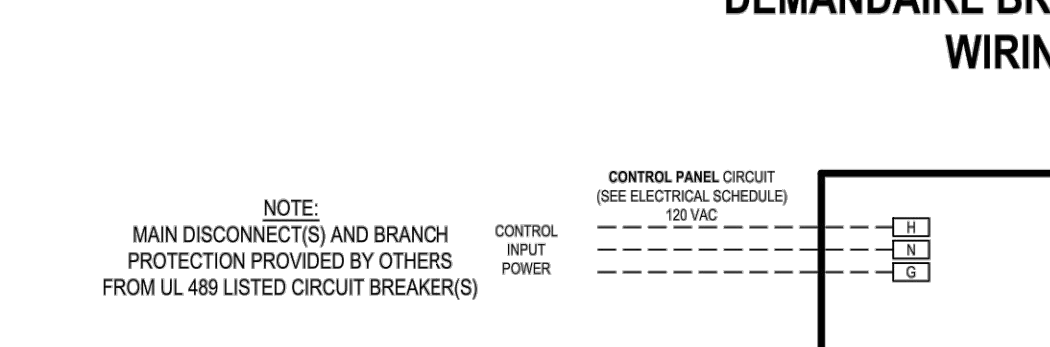
WIRING NOTES: 1. FIELD WIRING TERMINALS USE COPPER WIRE ONLY. 2. WIRE MUST BE RATED UP TO 600V. 3. WIRE TEMPERATURE RATING 60° C MIN. 4. LARGE TERMINAL BLOCK TIGHTENING TORQUE 1.5 - 1.8 (NM). 5. SMALL TERMINAL BLOCK TIGHTENING TORQUE 0.6 - 0.8 (NM). 6. SHIELDS OF SHIELDED CABLES MUST BE GROUNDED ON ONE SIDE.

COMMISSIONING NOTES: IF COMMISSIONING IS INCLUDED, STREIVOR'S DEMANDAIRE PRE-COMMISSIONING CHECKLIST MUST BE SIGNED AND RETURNED BY THE CUSTOMER A MINIMUM OF 15 CALENDAR DAYS PRIOR TO THE REQUESTED COMMISSIONING DATE TO AVOID INCURRING ADDITIONAL TRAVEL AND/OR EXPEDITING COSTS.


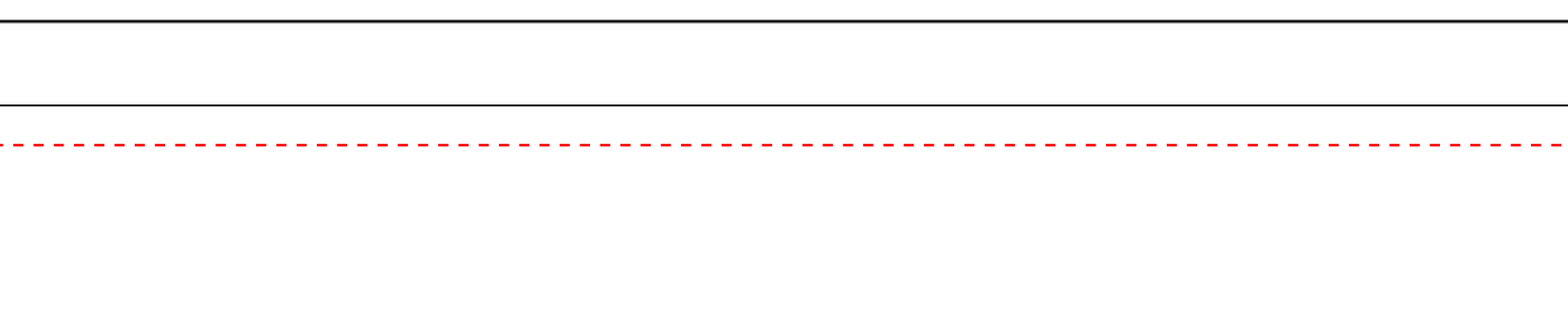
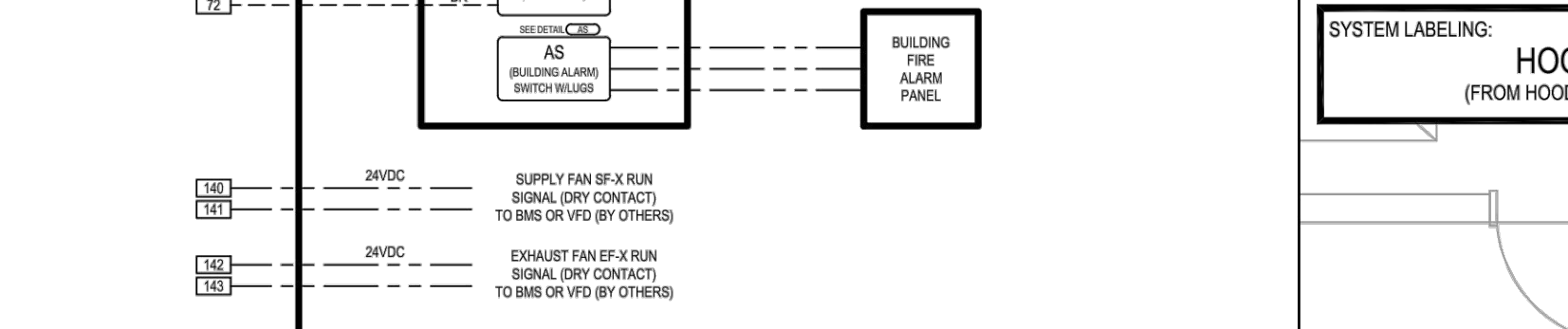
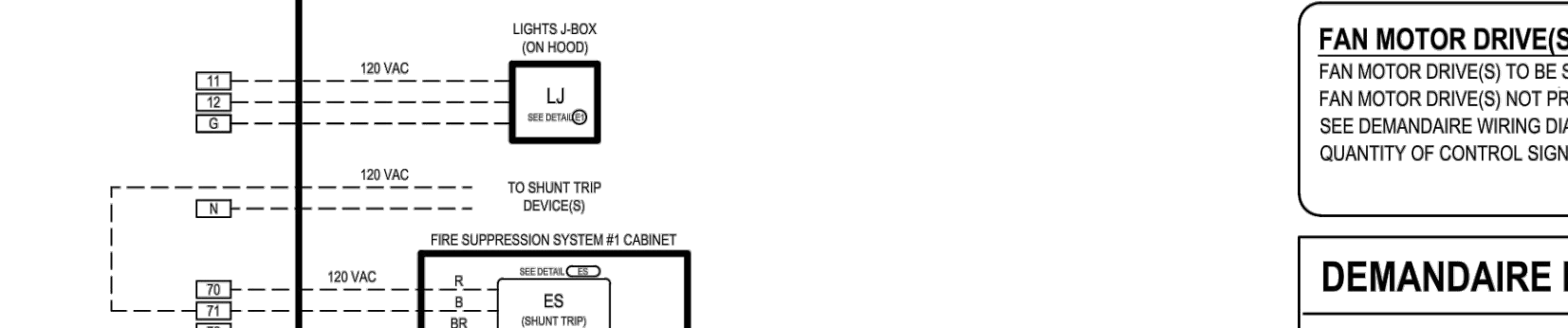
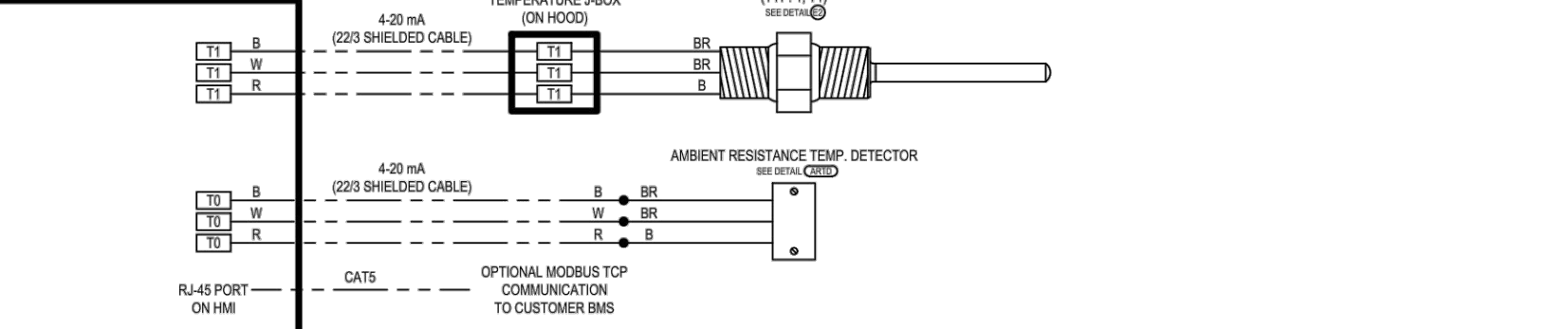
HOOD SCHEDULE table with columns: HOOD, GROUP, SUPPLY FAN, EXHAUST FAN, FSS#, CIRCUIT DESCRIPTION, HP, VFD, AMPS, FEED.

ELECTRICAL SCHEDULE table with columns: HOOD, GROUP, SUPPLY FAN, EXHAUST FAN, FSS#, CIRCUIT DESCRIPTION, HP, VFD, AMPS, FEED.

ELECTRICAL ROUGH-IN SCHEDULE table with columns: ITEM, DETAIL, ROUGH-IN REQUIREMENTS, ELECTRICAL CONDUIT.



DEMANDAIRE BRONZE CONTROL PANEL WIRING DIAGRAM #4Z

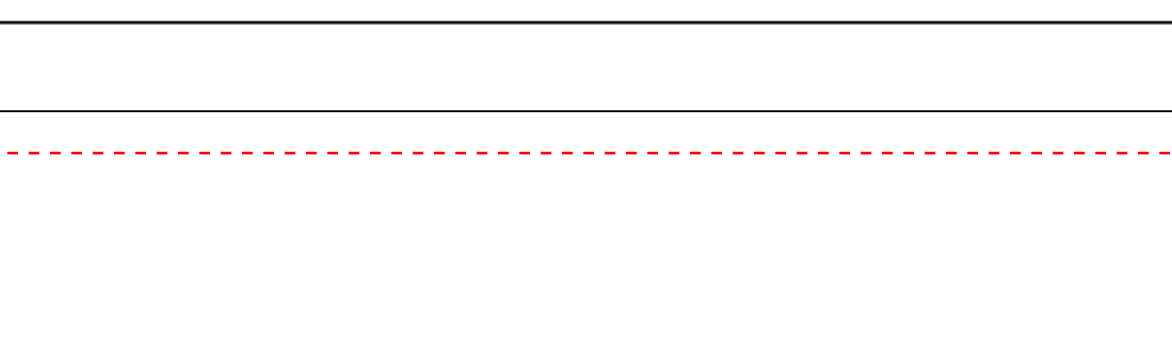
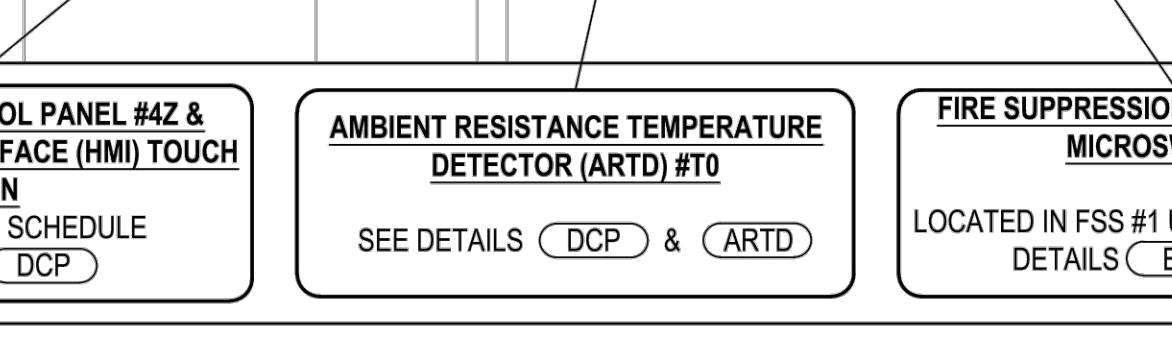
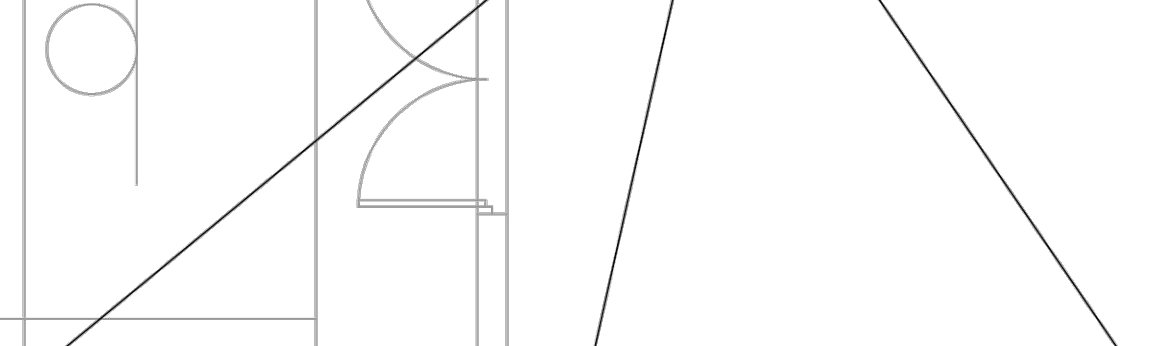
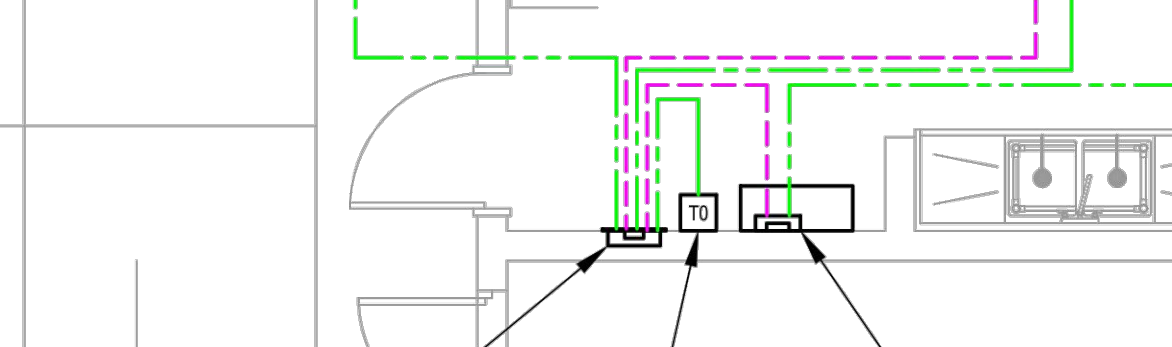
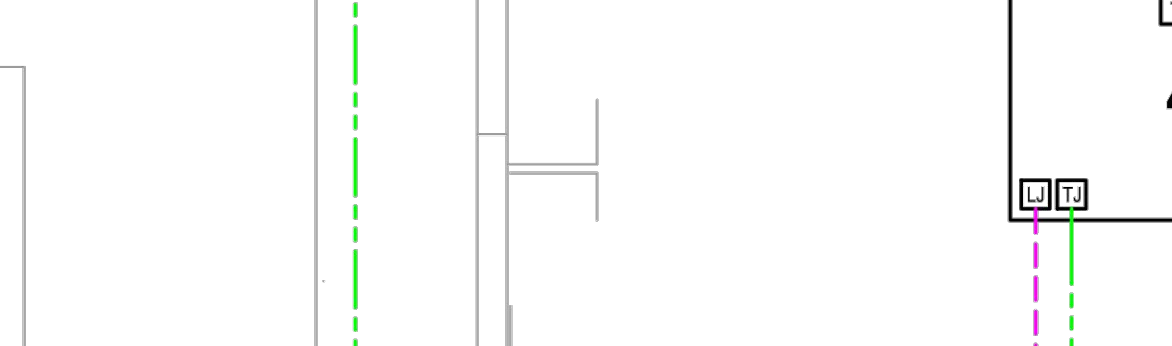
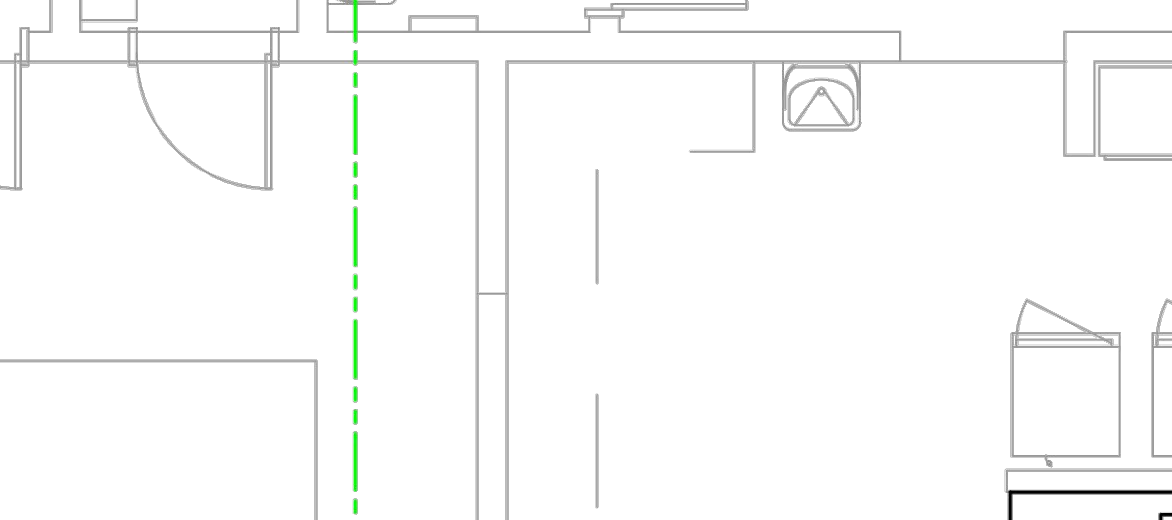


NOT INCLUDED

FAN MOTOR DRIVE(S) FAN MOTOR DRIVE(S) TO BE SCHEDULED PER MEP DRAWINGS. FAN MOTOR DRIVE(S) NOT PROVIDED BY STREIVOR. SEE DEMANDAIRE WIRING DIAGRAM FOR TERMINAL LABELS AND QUANTITY OF CONTROL SIGNALS/CONTACTS.

BUILDING FIRE ALARM NFPA 96 - 10.8.2 WHERE A FIRE ALARM SIGNALING SYSTEM IS SERVING THE OCCUPANCY WHERE THE EXTINGUISHING SYSTEM IS LOCATED, THE ACTIVATION OF THE AUTOMATIC FIRE-EXTINGUISHING SYSTEM SHALL ACTIVATE THE FIRE ALARM SIGNALING SYSTEM. SEE DETAIL (AS).

DEMANDAIRE DESIGN PLAN SYSTEM LABELING: HOOD # (FROM HOOD SCHEDULE)



DEMANDAIRE CONTROL PANEL #4Z & HUMAN MACHINE INTERFACE (HMI) TOUCH SCREEN SEE ELECTRICAL SCHEDULE & DETAIL (DCP)

AMBIENT RESISTANCE TEMPERATURE DETECTOR (ARTD) #10 SEE DETAILS (DCP) & (ARTD)

FIRE SUPPRESSION SYSTEM (FSS) #1 MICROSWITCHES LOCATED IN FSS #1 UTILITY CABINET SEE DETAILS (ES) & (AS)

DEMANDAIRE CONTROL PANEL #4Z & HUMAN MACHINE INTERFACE (HMI) TOUCH SCREEN SEE ELECTRICAL SCHEDULE & DETAIL (DCP)

AMBIENT RESISTANCE TEMPERATURE DETECTOR (ARTD) #10 SEE DETAILS (DCP) & (ARTD)

FIRE SUPPRESSION SYSTEM (FSS) #1 MICROSWITCHES LOCATED IN FSS #1 UTILITY CABINET SEE DETAILS (ES) & (AS)

DEMANDAIRE CONTROL PANEL #4Z & HUMAN MACHINE INTERFACE (HMI) TOUCH SCREEN SEE ELECTRICAL SCHEDULE & DETAIL (DCP)

AMBIENT RESISTANCE TEMPERATURE DETECTOR (ARTD) #10 SEE DETAILS (DCP) & (ARTD)

FIRE SUPPRESSION SYSTEM (FSS) #1 MICROSWITCHES LOCATED IN FSS #1 UTILITY CABINET SEE DETAILS (ES) & (AS)

DEMANDAIRE CONTROL PANEL #4Z & HUMAN MACHINE INTERFACE (HMI) TOUCH SCREEN SEE ELECTRICAL SCHEDULE & DETAIL (DCP)

AMBIENT RESISTANCE TEMPERATURE DETECTOR (ARTD) #10 SEE DETAILS (DCP) & (ARTD)

DRAWING APPROVAL

THIS DRAWING MUST BE REVIEWED, SIGNED & RETURNED TO STREIVOR AIR SYSTEMS PRIOR TO THE START OF FABRICATION. VERIFY THE FOLLOWING: 1. ALL DIMENSIONAL INFORMATION, MOUNTING LOCATIONS & CLEARANCES. 2. FAN HORSEPOWER, VOLTAGE & PHASE (IF VFD'S OR MOTOR STARTERS ARE PROVIDED BY STREIVOR).

APPROVED FOR FABRICATION: APPROVED, APPROVED AS NOTED, REVISE & RESUBMIT.

APPROVED BY: DATE

NOTE TO REVIEWER: ANY CHANGES IN COOKING EQUIPMENT SUCH AS EQUIPMENT POSITION, TYPE AND/OR INCREASE IN ENERGY OUTPUT MAY AFFECT EXHAUST AIRFLOW. STREIVOR AIR SYSTEMS MUST BE NOTIFIED OF ANY CHANGES THAT OCCUR PRIOR TO FABRICATION, AS RE-ENGINEERING OF THE EXHAUST AIRFLOW MAY BE REQUIRED.

STREIVOR™ AIR SYSTEMS "STRIVING FOR EXCELLENCE" 2150 KITTY HAWK ROAD, LIVERMORE, CA 94551 PHONE: (925) 960-9000 FAX: (925) 960-9055 WWW.STREIVOR.COM

PROJECT: MATSUYAMA ES 7880 WINDBRIDGE DR. SACRAMENTO, CA 95831 AMD FOODSERVICE DESIGN

SHORT CIRCUIT CURRENT: 8KA RMS 120V MAXIMUM "VERIFY JOB SITE REQUIREMENTS" SERIAL NO. DA-01 CONTROL PANEL NO. C.P. ENCLOSURE NO. HMI ENCLOSURE NO. ITEM # 42 MODEL BRONZE DATE 11/28/2023 DRAWN BY JWS CHECKED BY HLF CONSULTANT AMD FOODSERVICE DESIGN

SCALE: DESCRIPTION DATE INT

DRAWING: DA-01 SHEET 01 OF 01 COPYRIGHT © 2023 STREIVOR, INC.

AGENCY APPROVAL:



HMC Architects

3186-070-000

2101 CAPITOL AVENUE, SUITE 100, SACRAMENTO, CA, 95816 916.388.7060 / www.hmcarchitects.com

ISSUE DESCRIPTION DATE



FACILITY: MATSUYAMA ELEMENTARY SCHOOL 7880 WINDBRIDGE DR. SACRAMENTO, CA 95831

PROJECT: MATSUYAMA ELEMENTARY SCHOOL MODERNIZATION

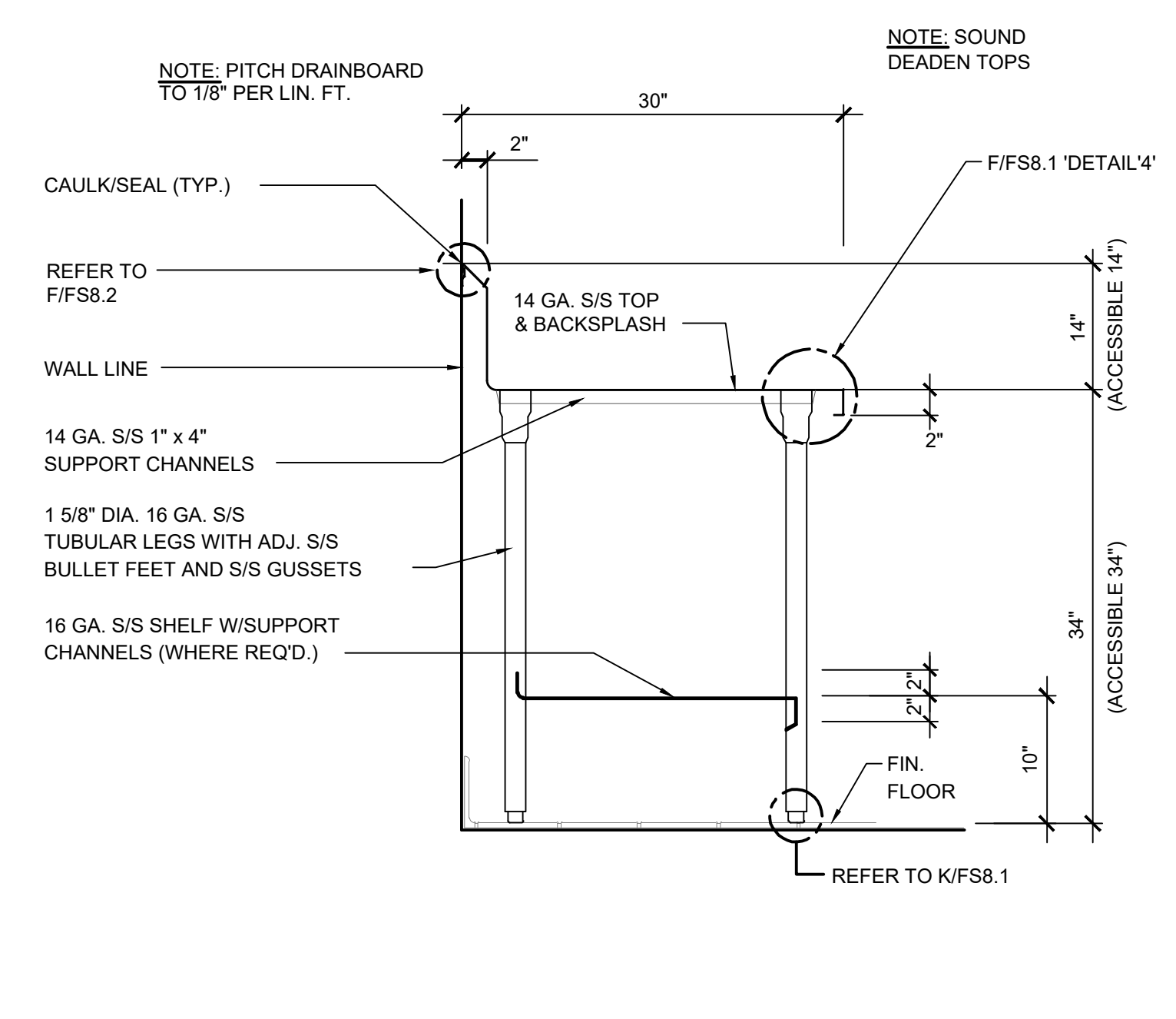
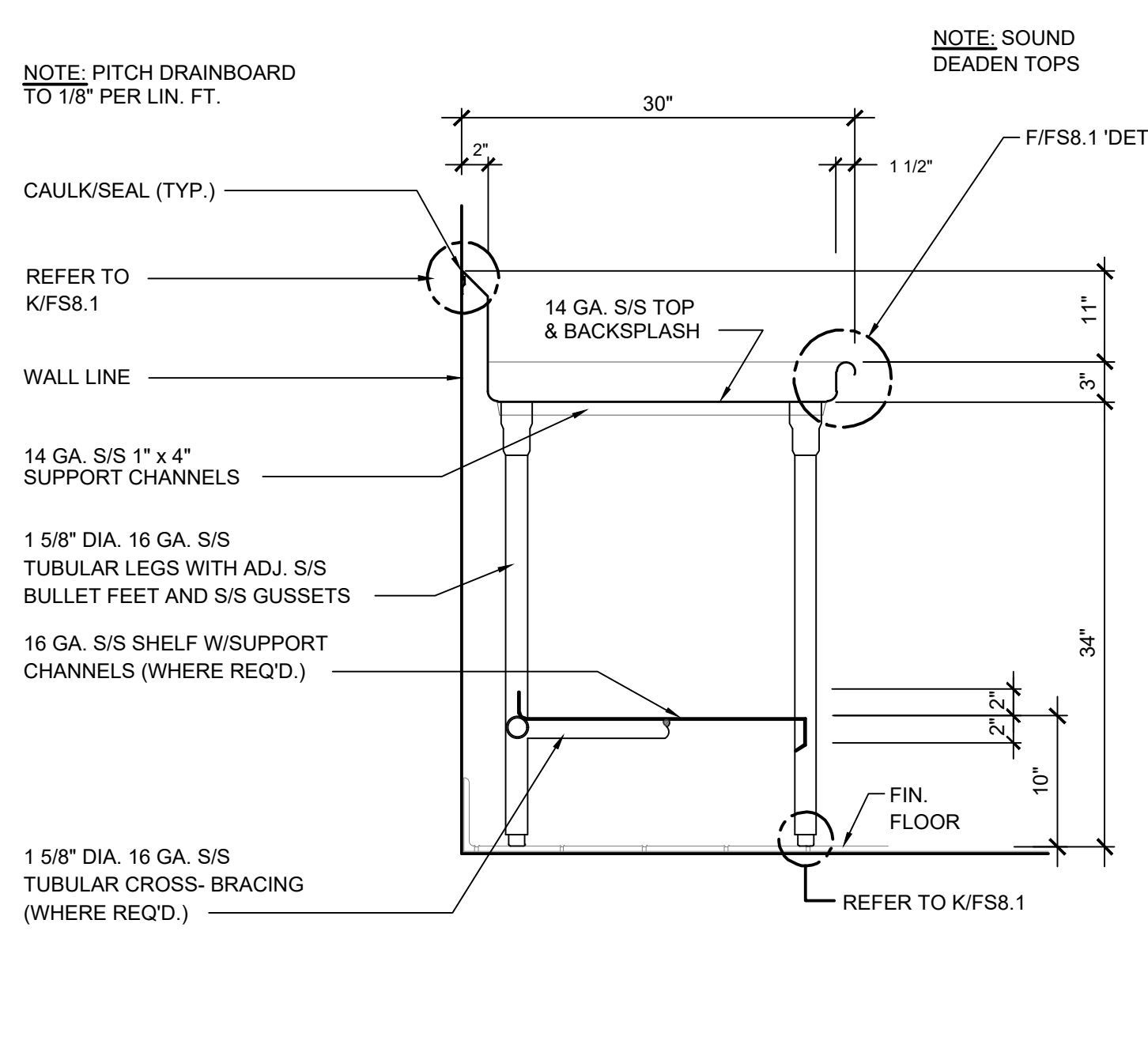
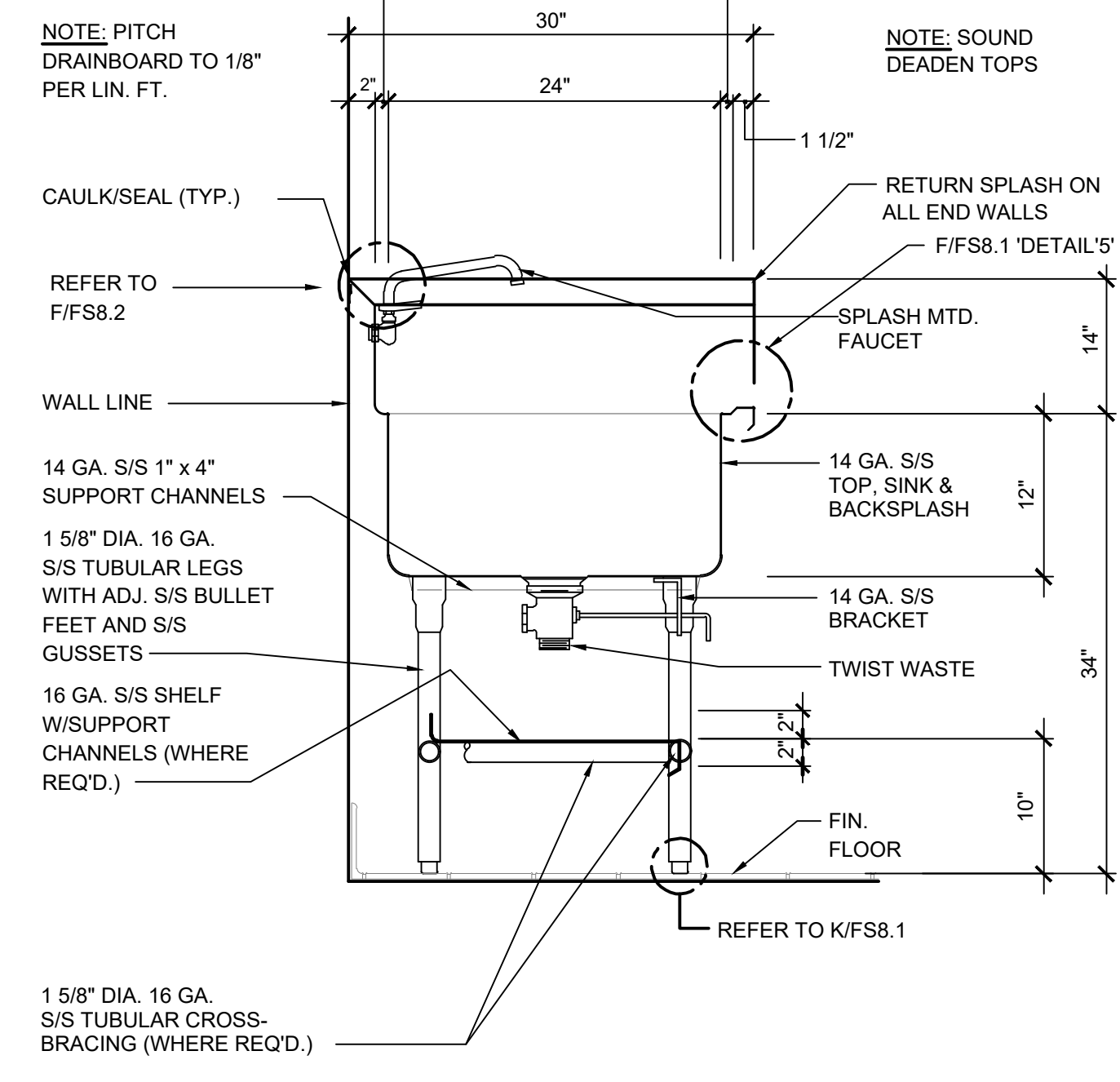
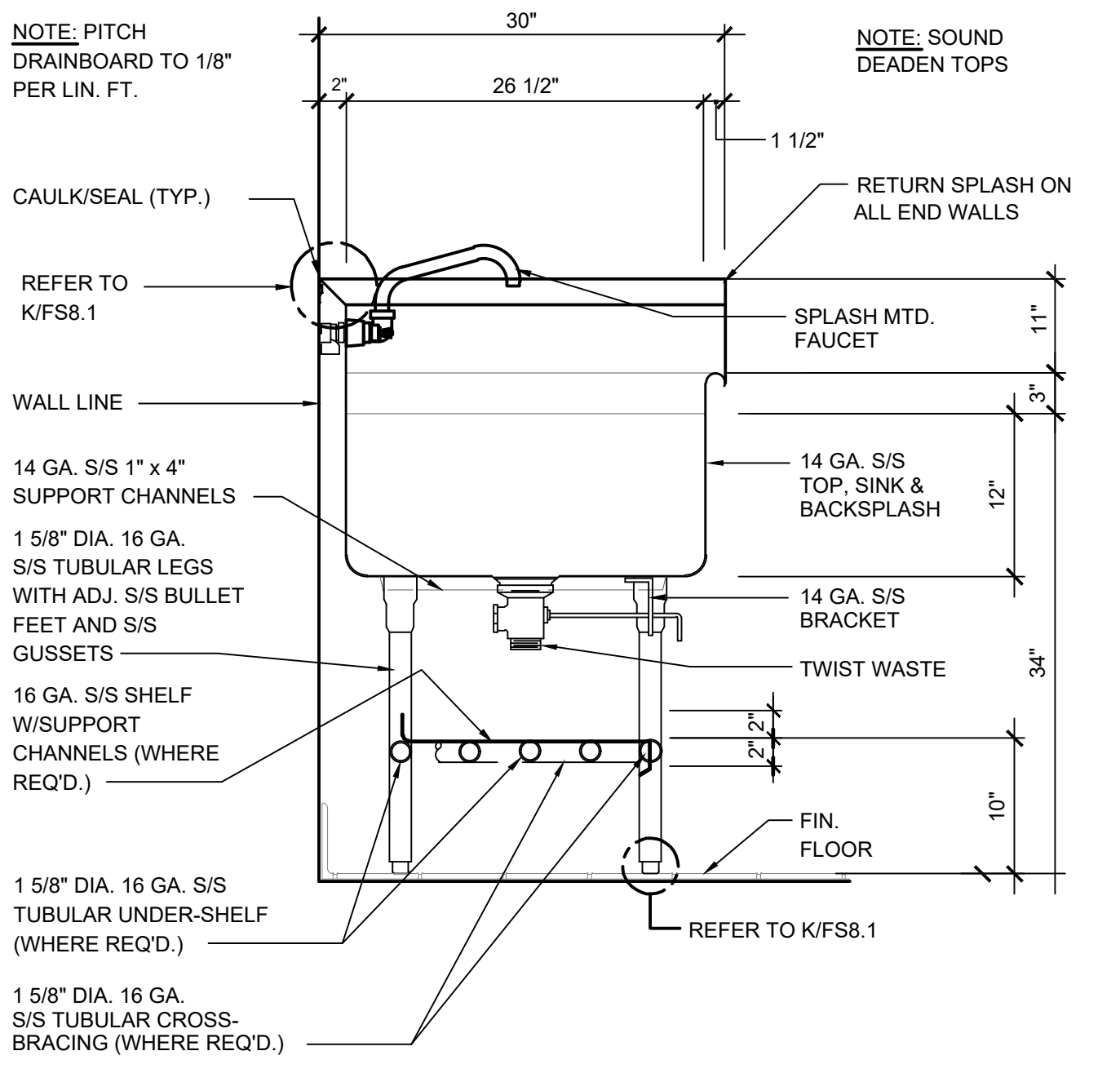
SHEET NAME: FOODSERVICE EQUIPMENT SHEET NAME: EXHAUST HOOD DETAILS

DSA SUBMITTAL

DATE: 01/04/2024 CLIENT PROJ NO: 3186-070-000

SHEET: FS5.3

THIS LINE DRAWING AND THE EXPLANATIONS ARE THE PROPERTY OF HMC ARCHITECTS

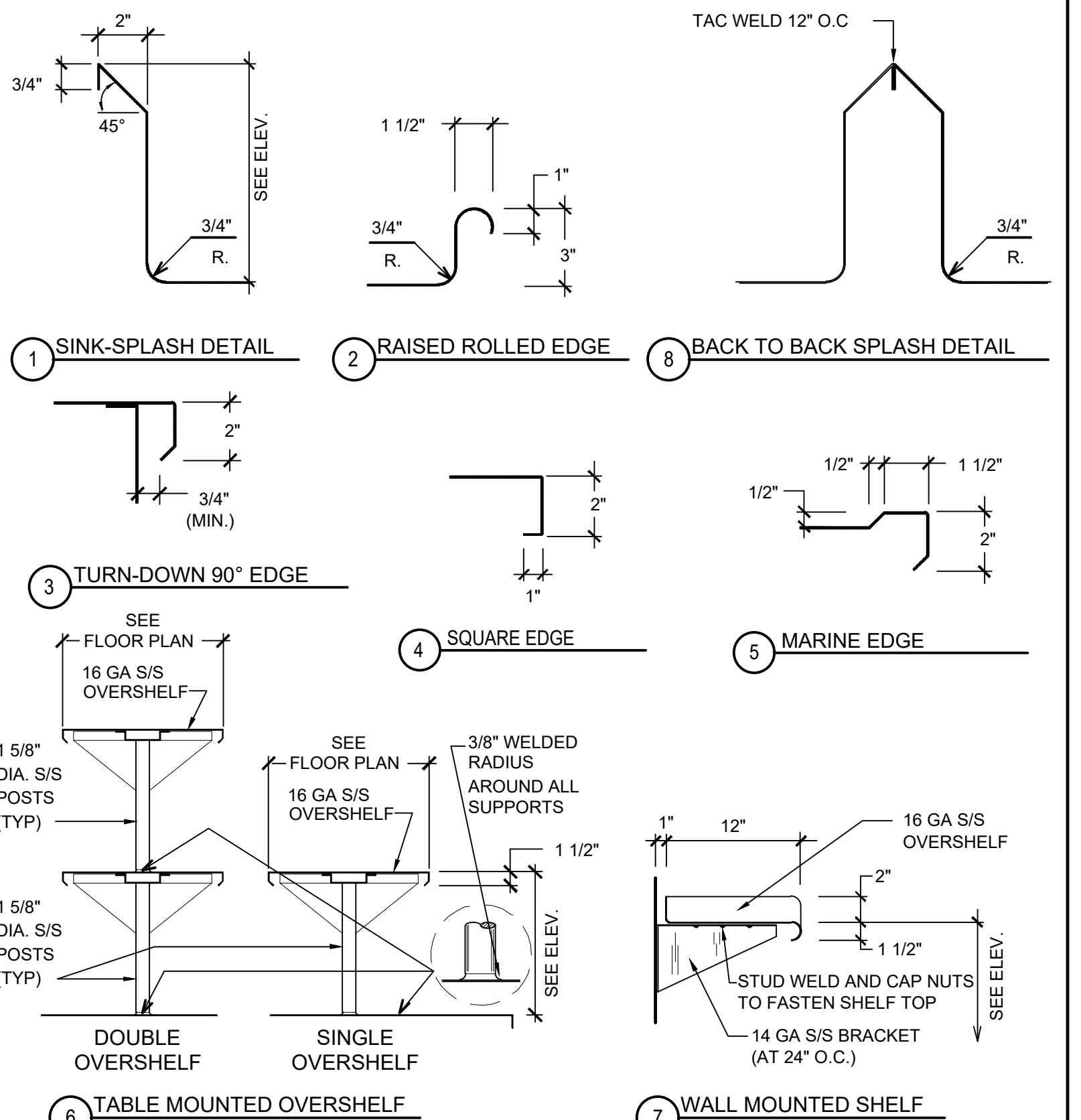


A SECTION AT POT SINK (INTEGRAL) NTS

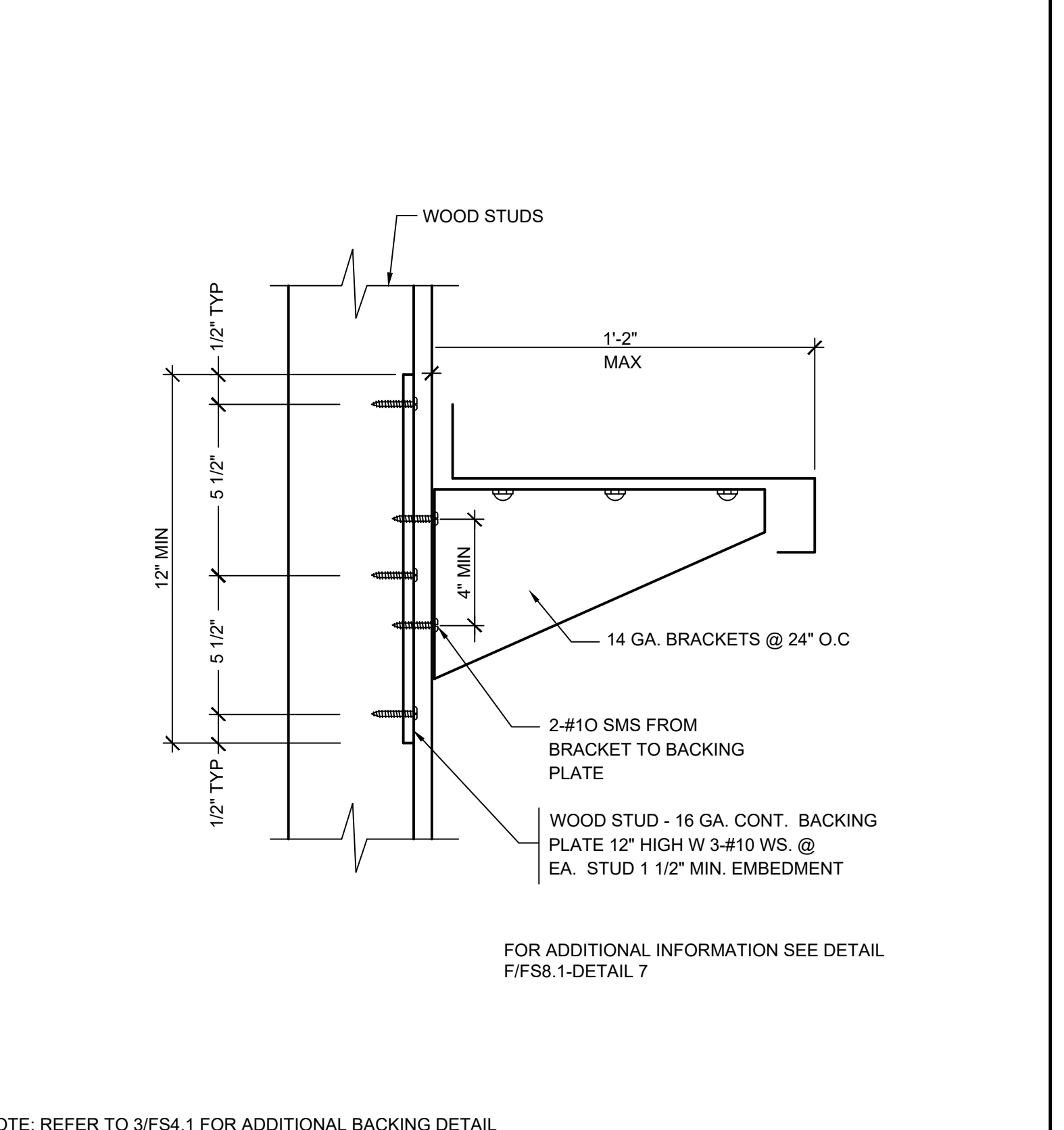
B SECTION AT PREP SINK NTS

C SECTION AT DISHTABLE NTS

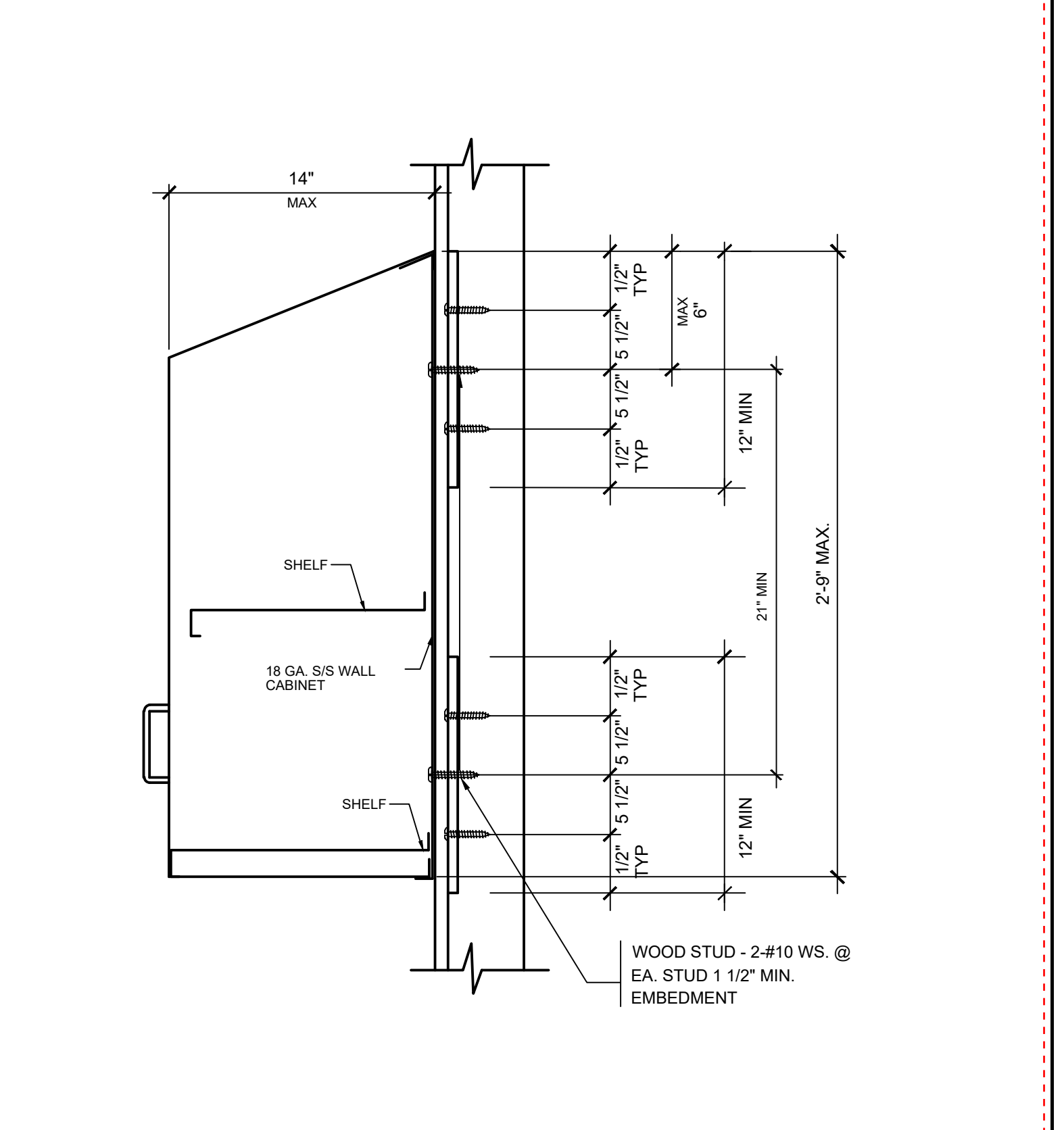
D SECTION AT WORKCOUNTER NTS



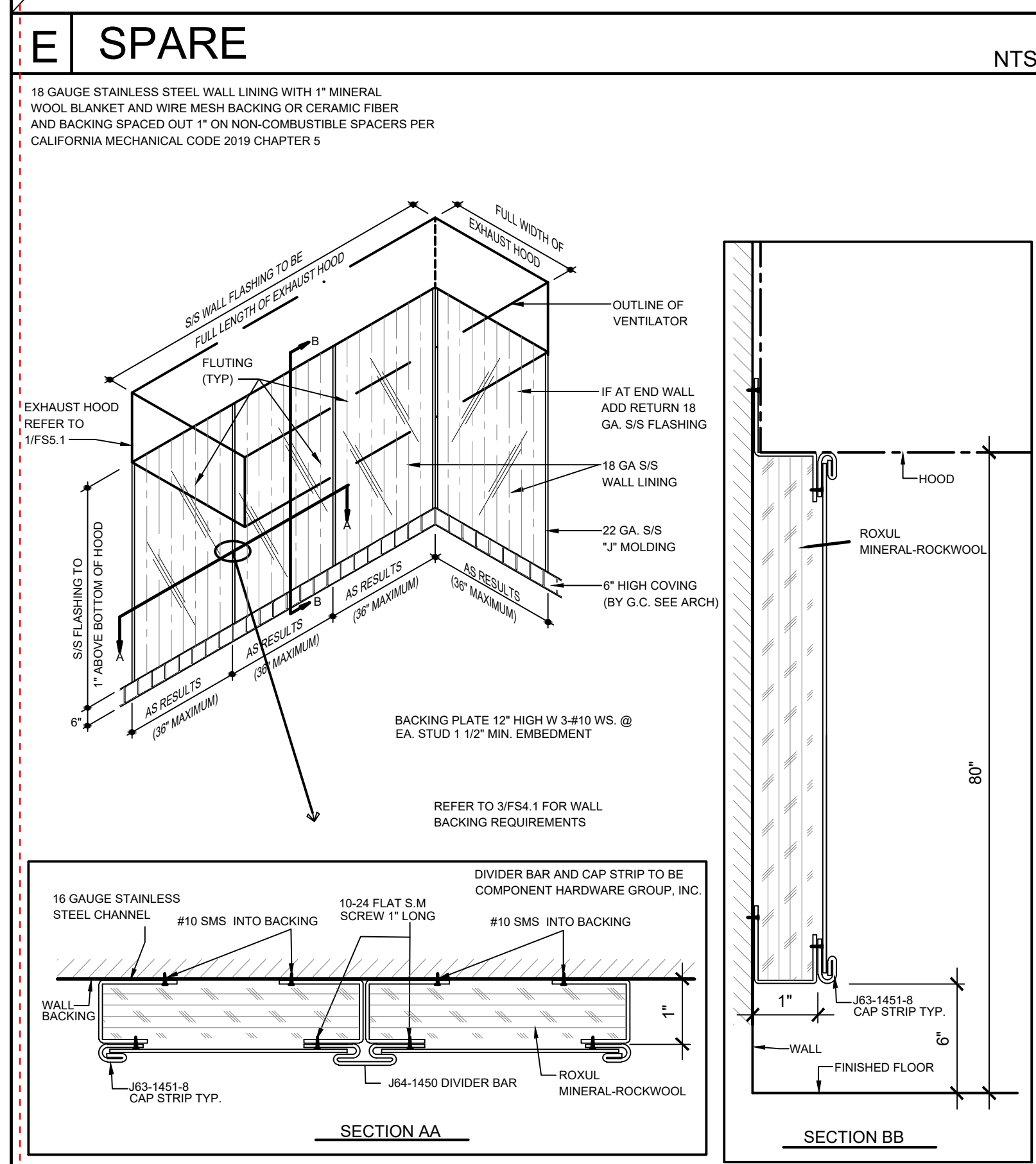
F EDGE/SPLASH/SHELF DETAILS NTS



G WALL MOUNTED SHELF NTS

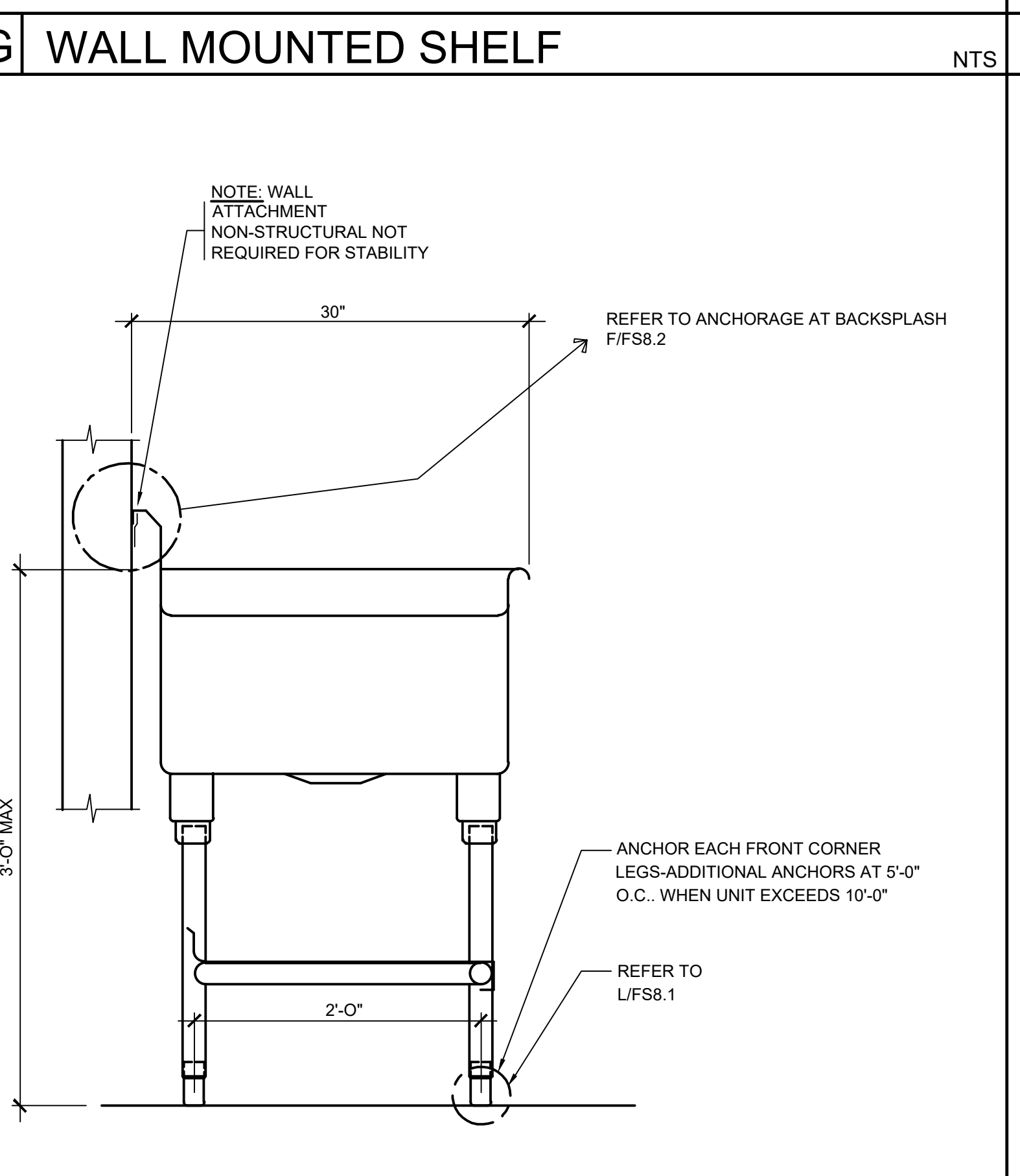


H WALL MOUNTED CABINET NTS

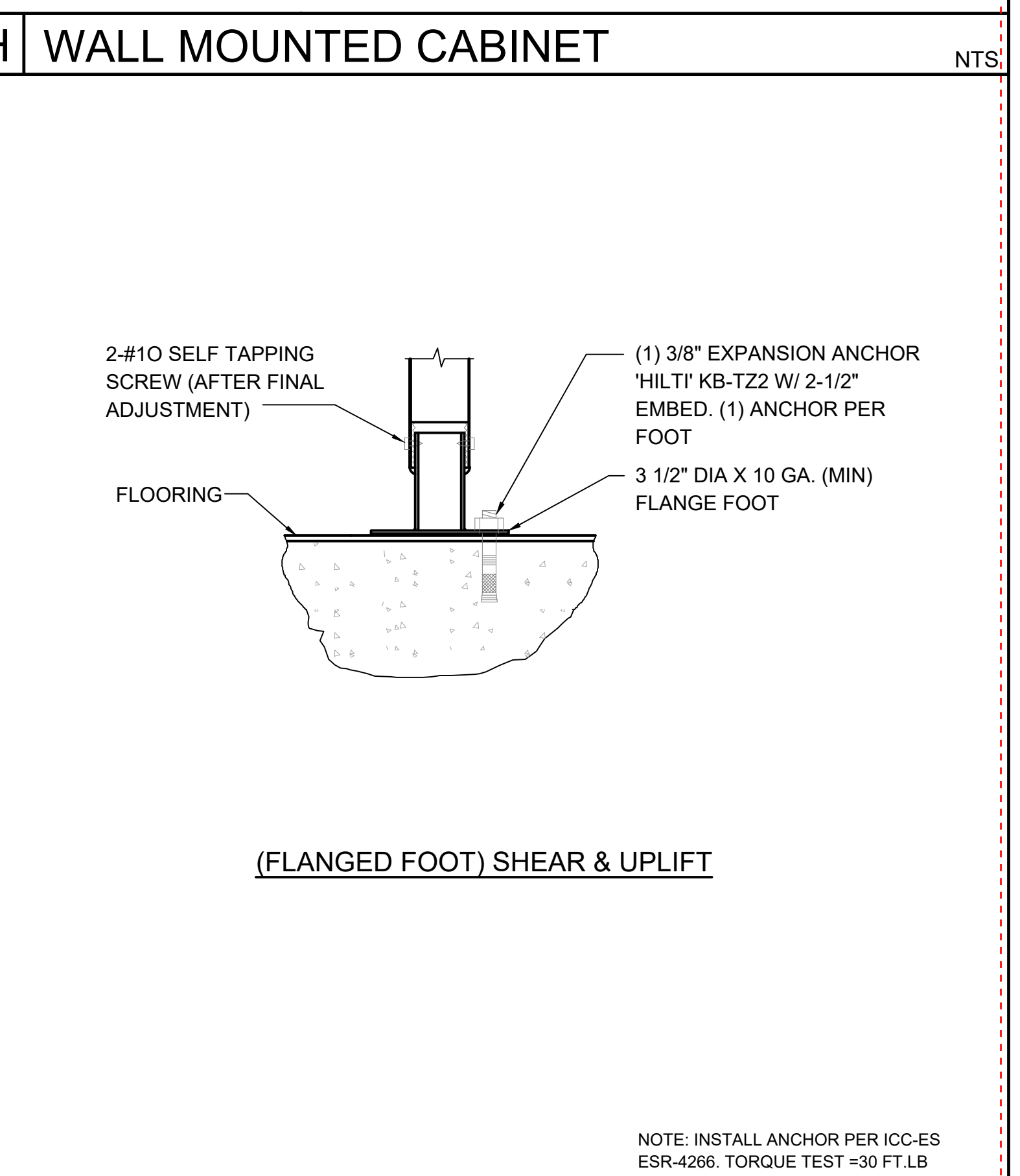


I S/S INSULATED WALL LINING DETAIL NTS

J SPARE NTS



K FLOOR MOUNTED SINK @ WALL NTS



L FOOT ANCHORAGE DETAIL NTS

AGENCY APPROVAL:



HMC Architects

3186-070-000

2101 CAPITOL AVENUE, SUITE 100, SACRAMENTO, CA, 95816 916.388.7000 / www.hmcarchitects.com

ISSUE

DESCRIPTION	DATE



FACILITY: MATSUYAMA ELEMENTARY SCHOOL 7680 WINDBRIDGE DR. SACRAMENTO, CA 95831

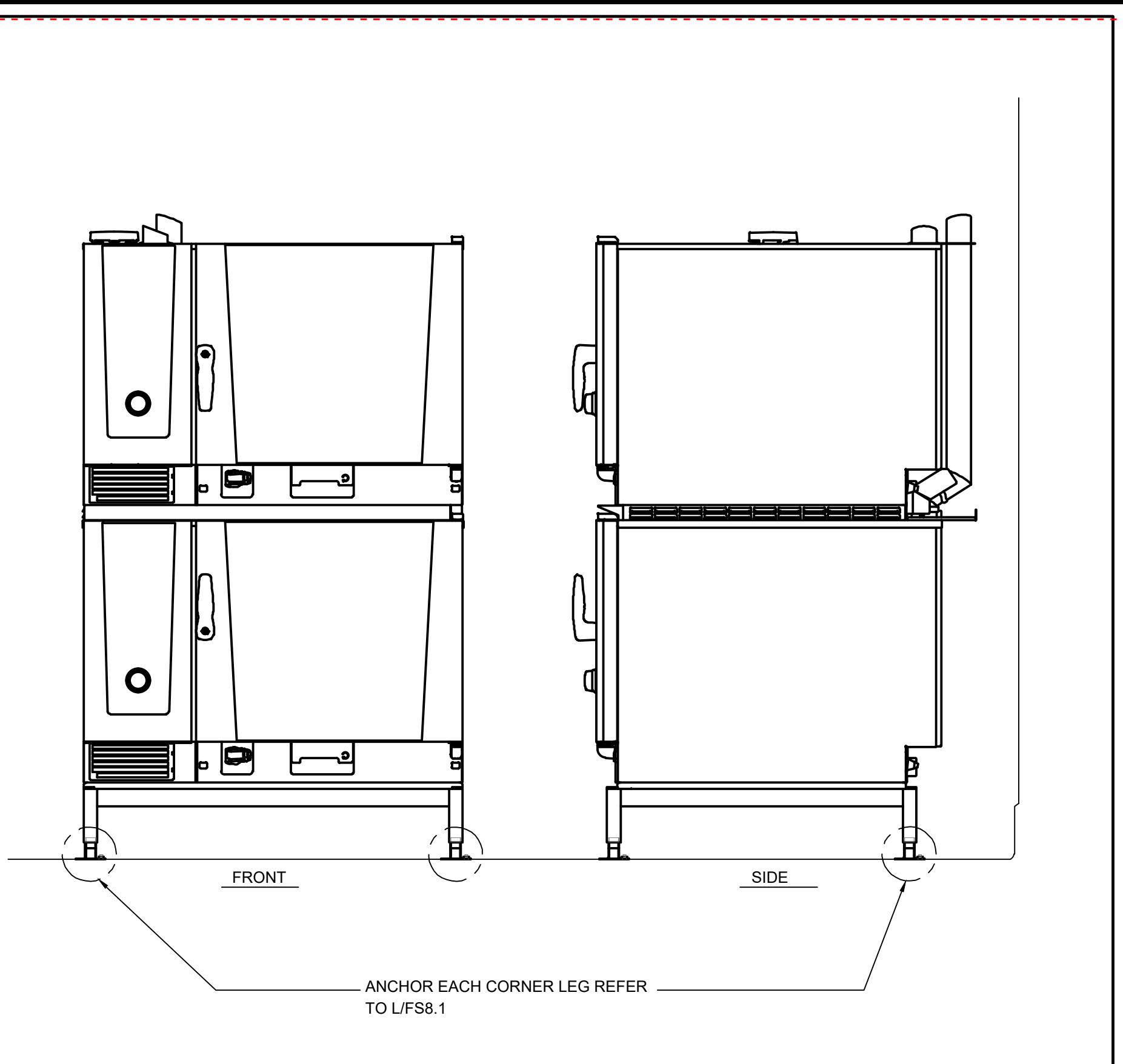
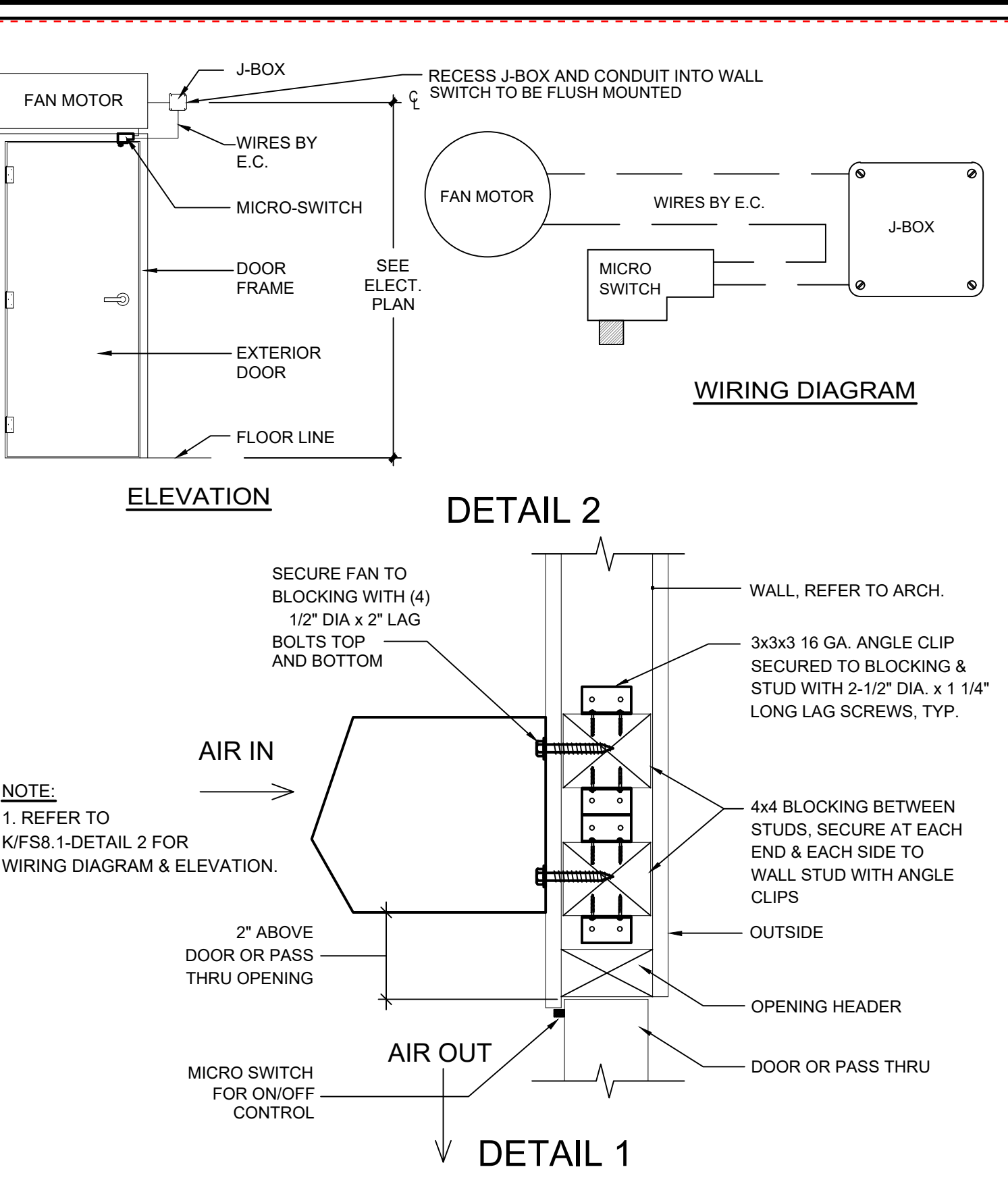
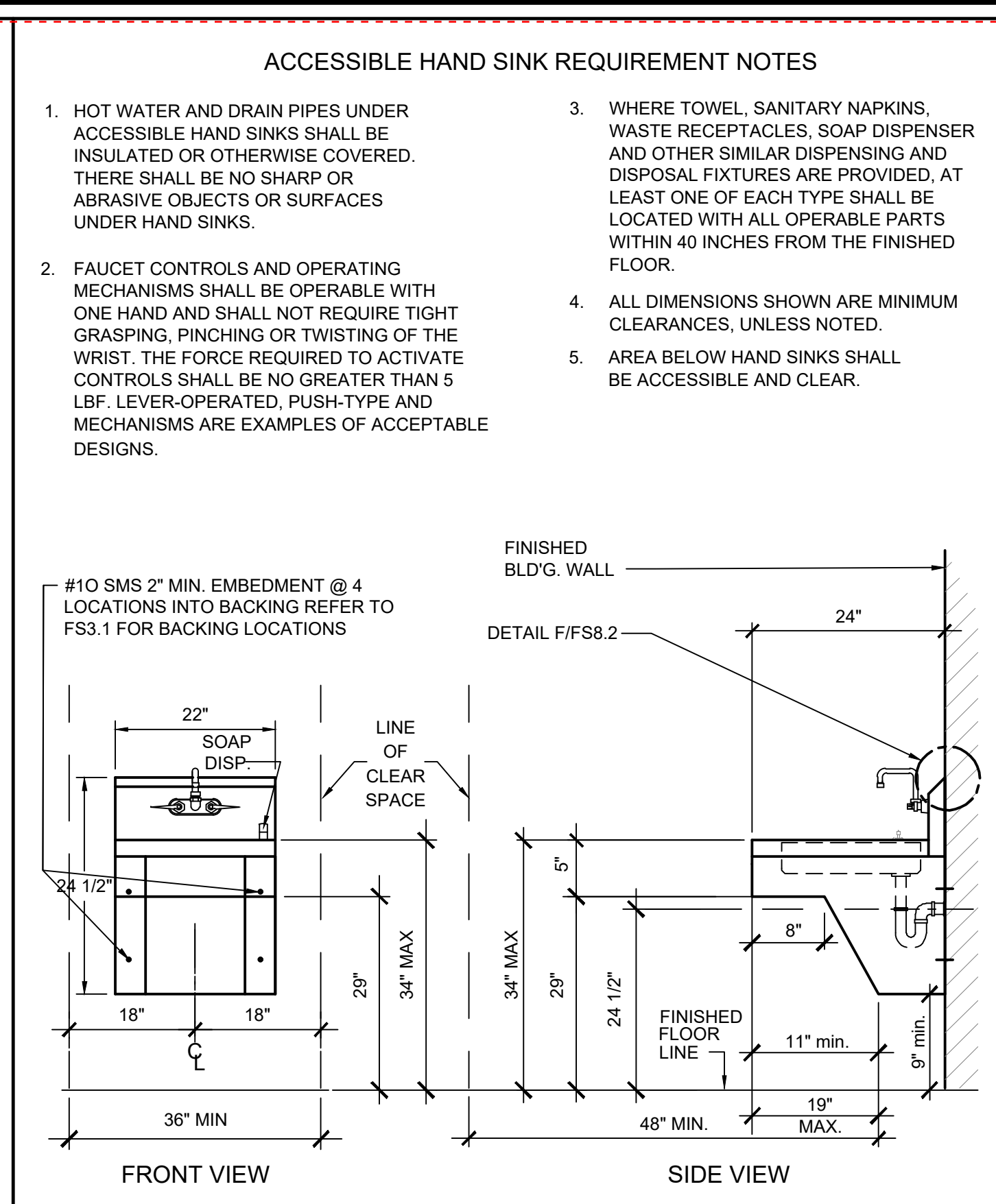
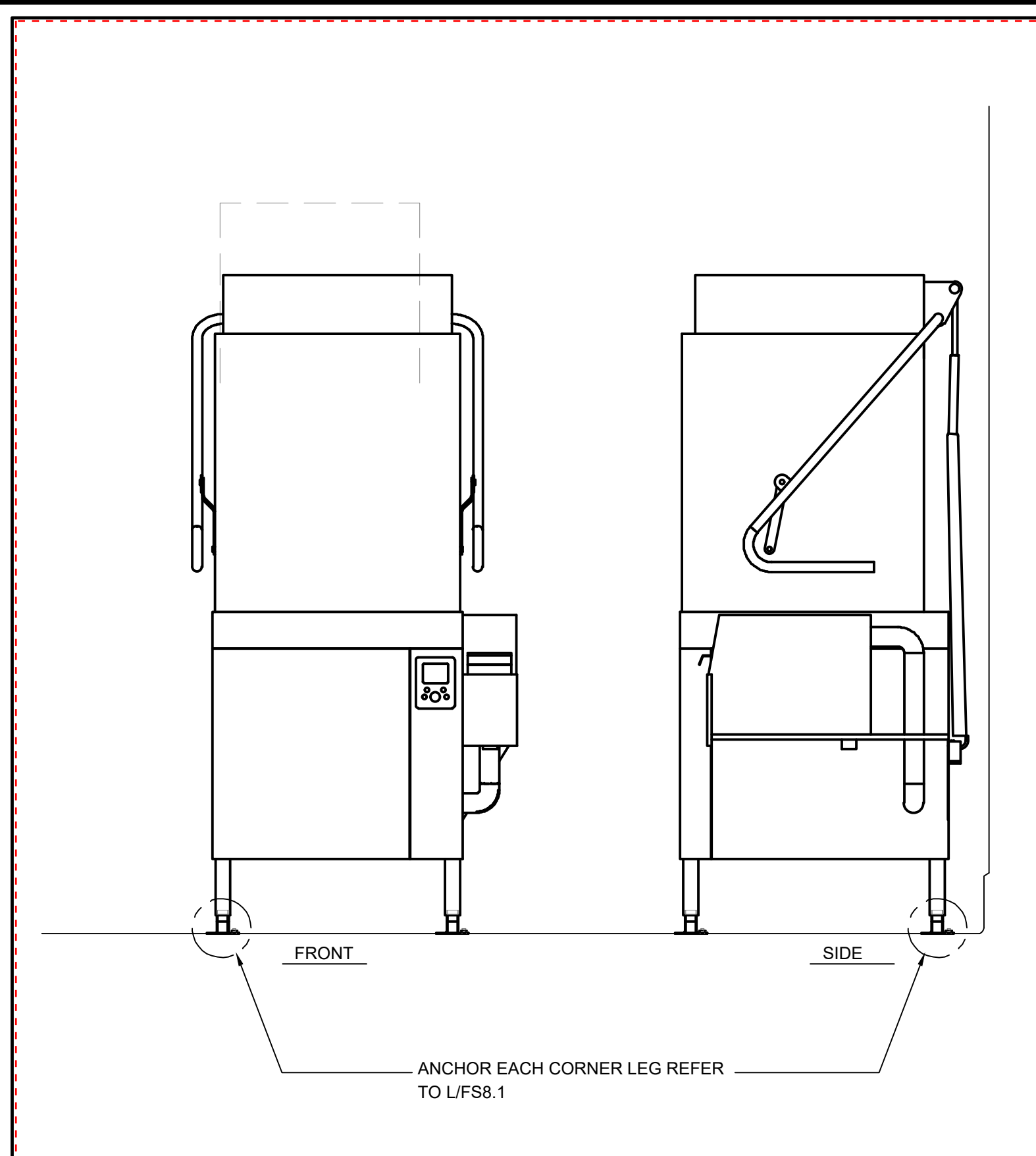
PROJECT: MATSUYAMA ELEMENTARY SCHOOL MODERNIZATION

SHEET NAME: FOODSERVICE EQUIPMENT ANCHORAGE DETAILS

DSA SUBMITTAL

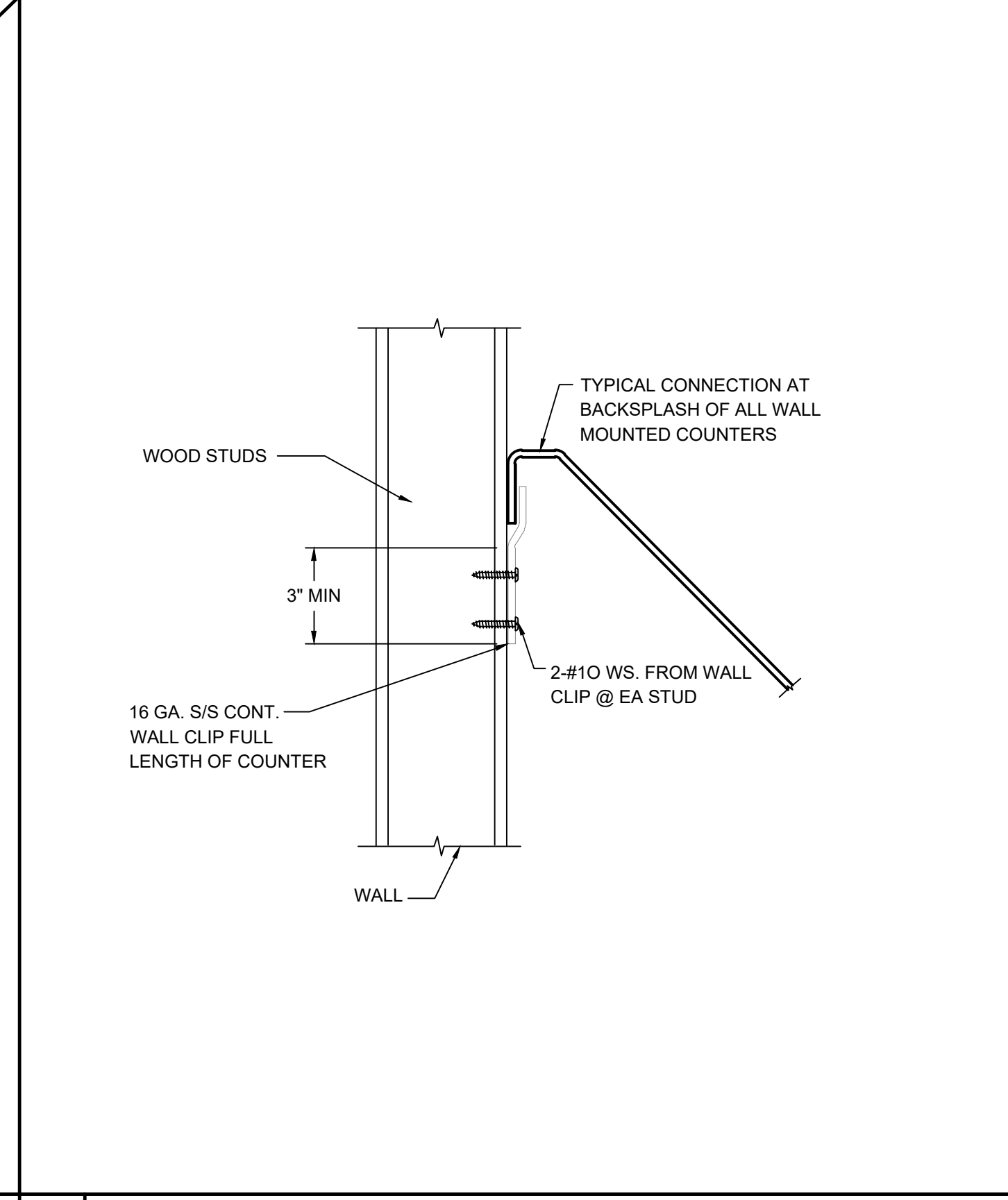
DATE: 01/04/2024 CLIENT PROJ NO: 3186-070-000 SHEET:

ALL LINE WORK AND DIMENSIONS SHALL BE SHOWN UNLESS OTHERWISE NOTED



**A DISHWASHER** NTS **B ACCESSIBLE HAND SINK DETAILS** NTS **C AIR CURTAIN MTG & MICRO SWITCH DTL** NTS **D DOUBLE STACK CONVECTION OVEN** NTS

SPARE



SPARE

SPARE

SPARE

SPARE

ADD ALTERNATE #1

SPARE

SPARE

AGENCY APPROVAL:



HMC Architects

3186-070-000

2101 CAPITOL AVENUE, SUITE 100, SACRAMENTO, CA, 95816  
916.388.7060 / www.hmcarchitects.com

ISSUE

DESCRIPTION	DATE



FACILITY: MATSUYAMA ELEMENTARY SCHOOL  
7680 WINDBRIDGE DR.  
SACRAMENTO, CA 95831

PROJECT: MATSUYAMA ELEMENTARY SCHOOL MODERNIZATION

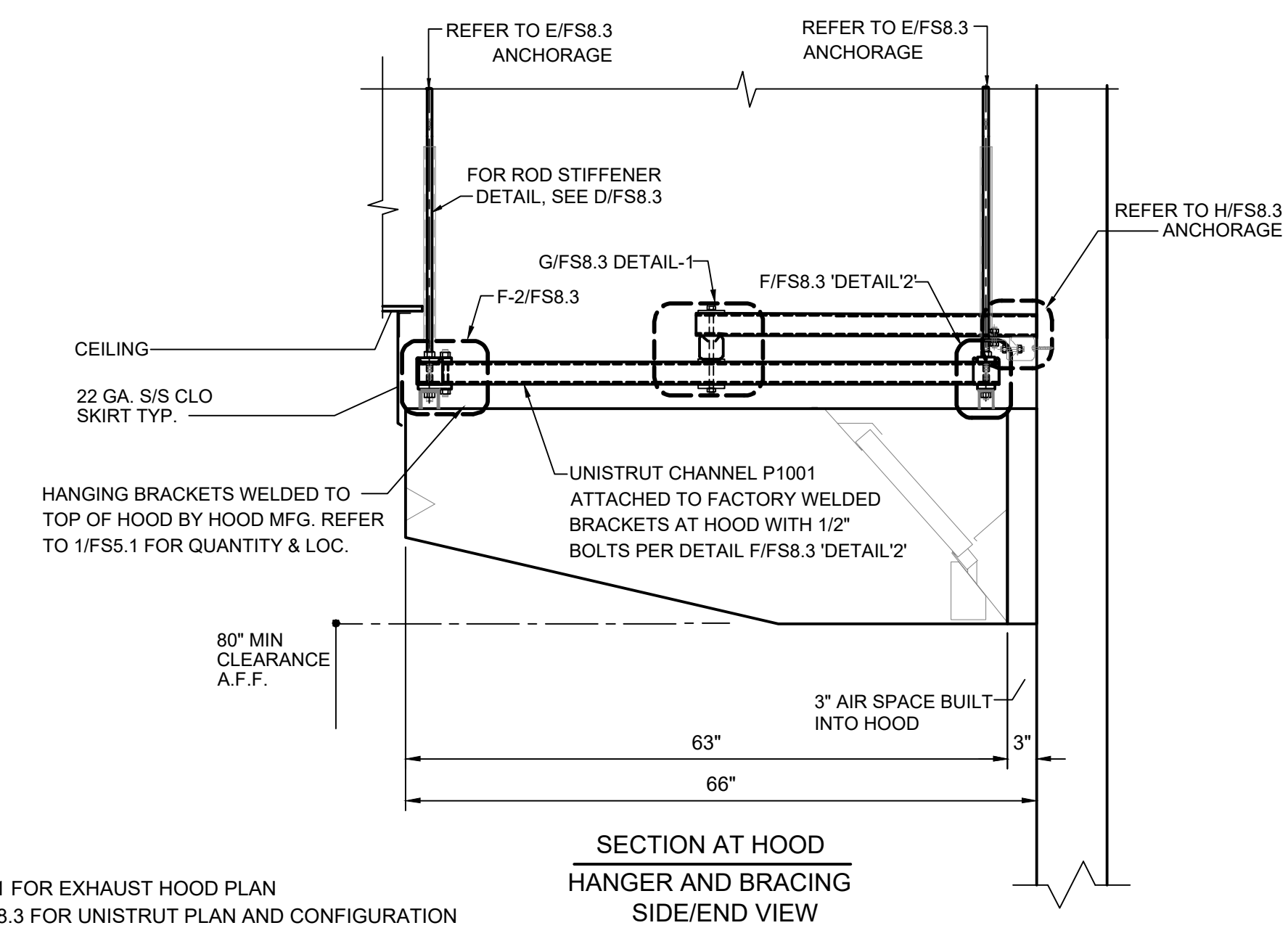
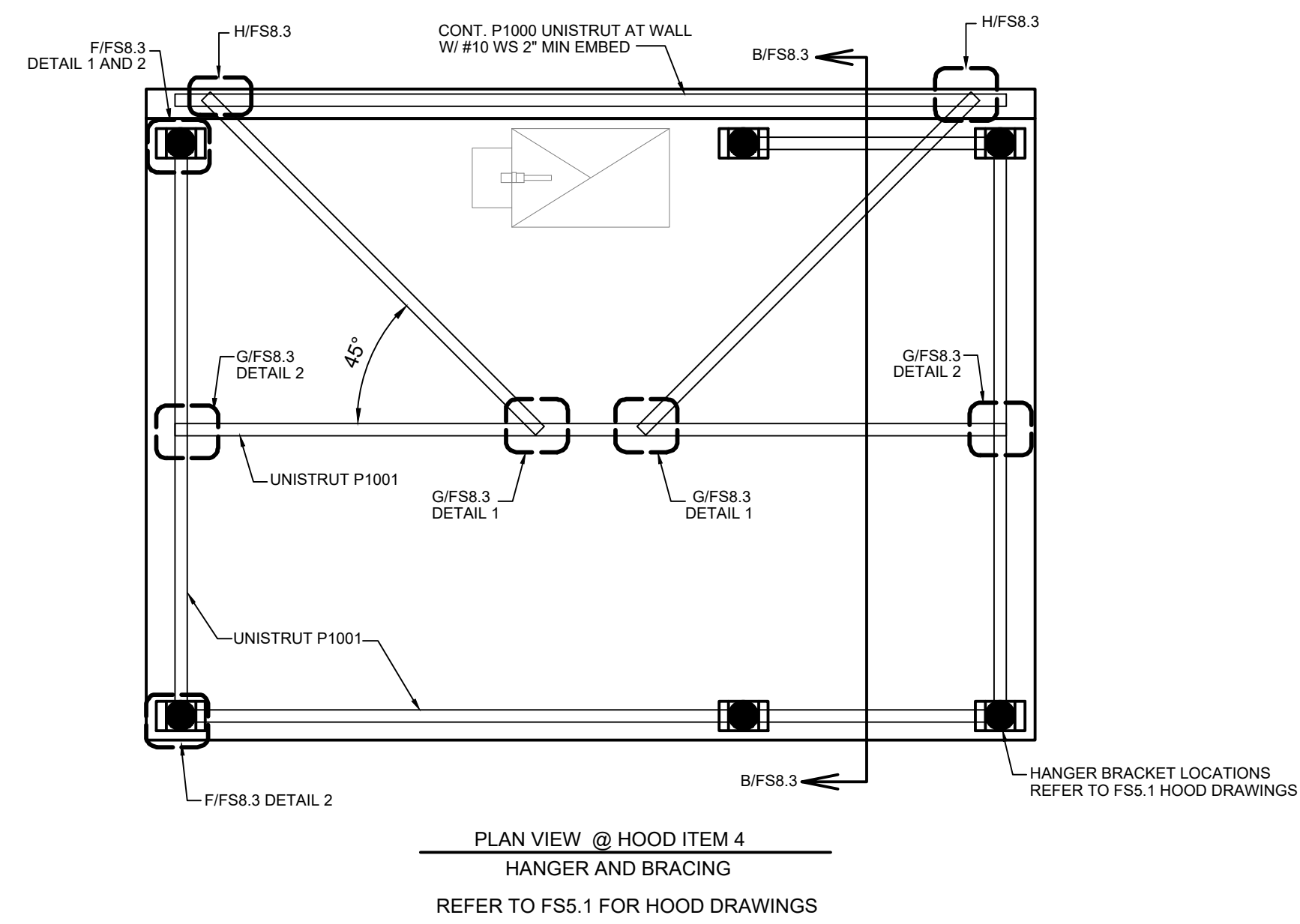
SHEET NAME: FOODSERVICE EQUIPMENT ANCHORAGE DETAILS

**DSA SUBMITTAL**

DATE: 01/04/2024 CLIENT PROJ NO: 3186-070-000

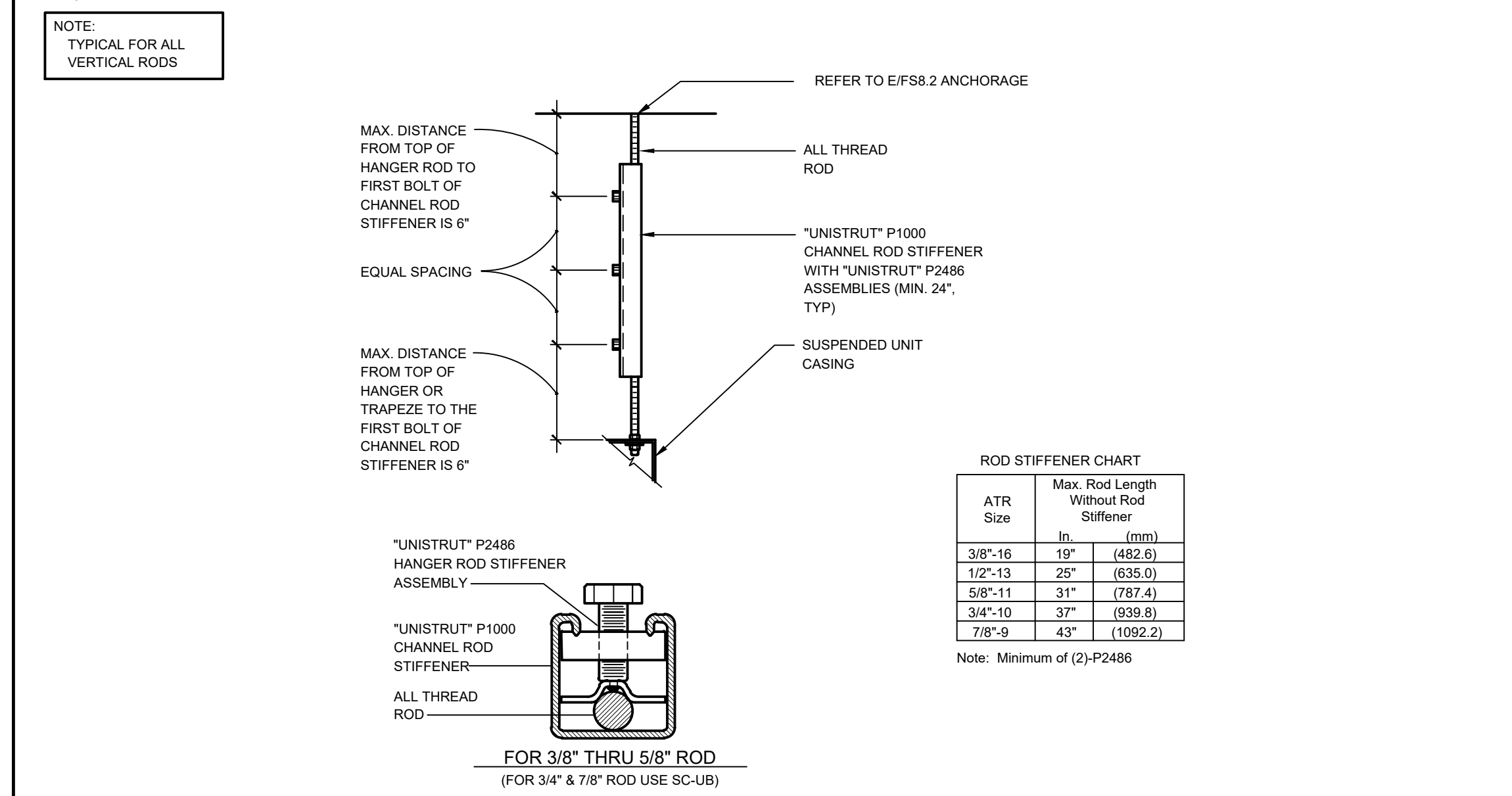
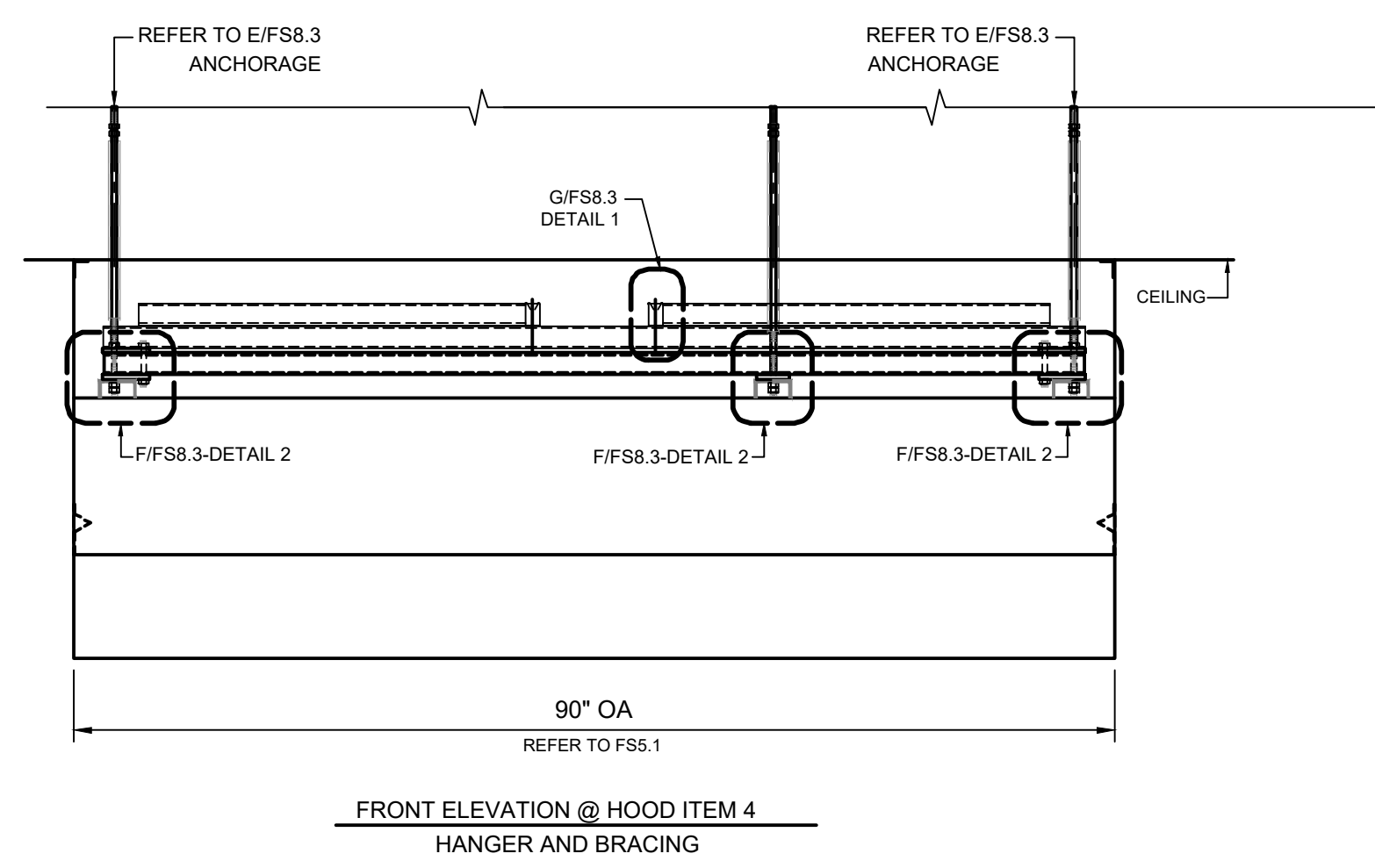
SHEET: FS8.2

THIS LINE DRAWING AND ALL THE DATA IS THE PROPERTY OF HMC ARCHITECTS



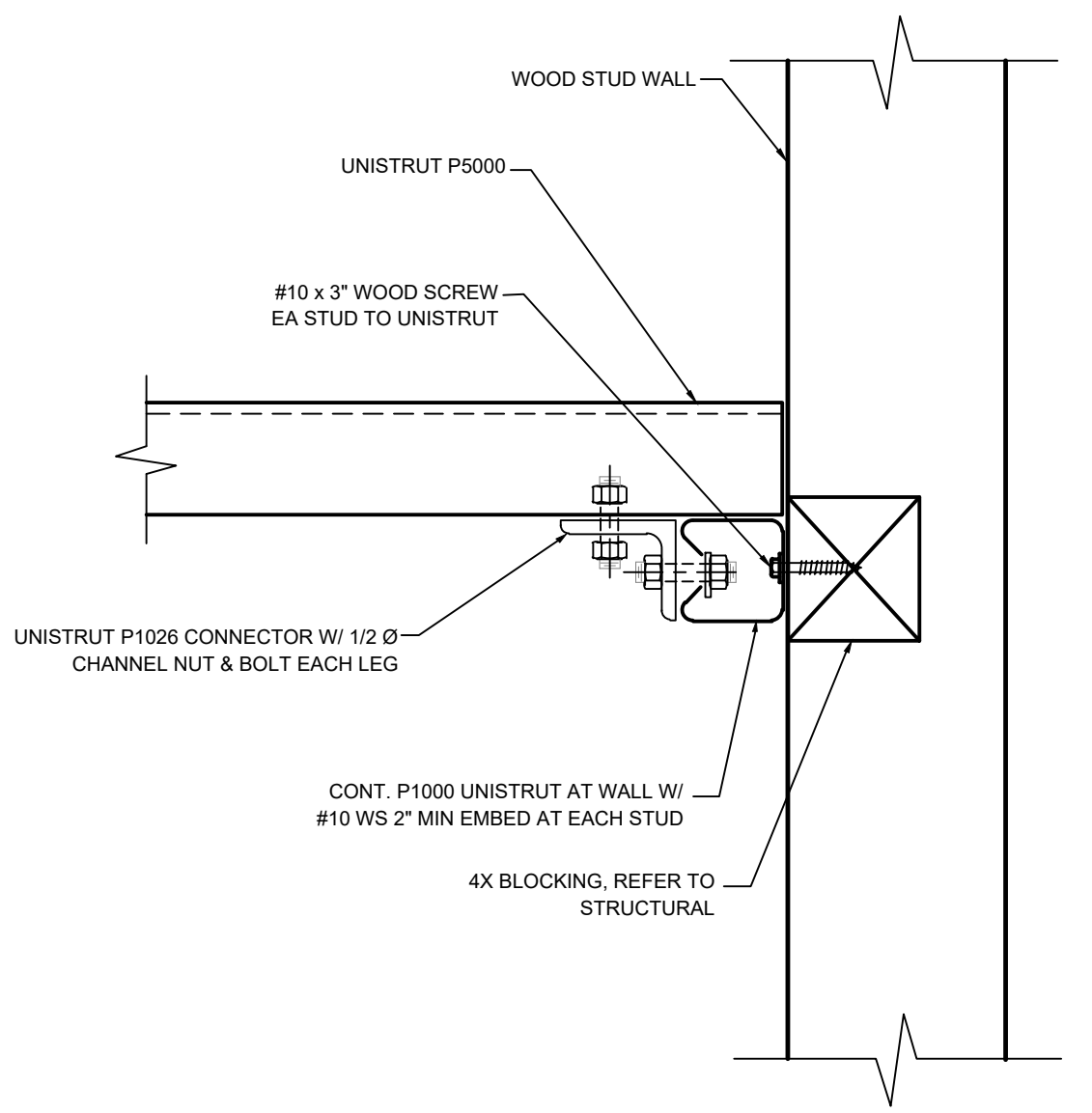
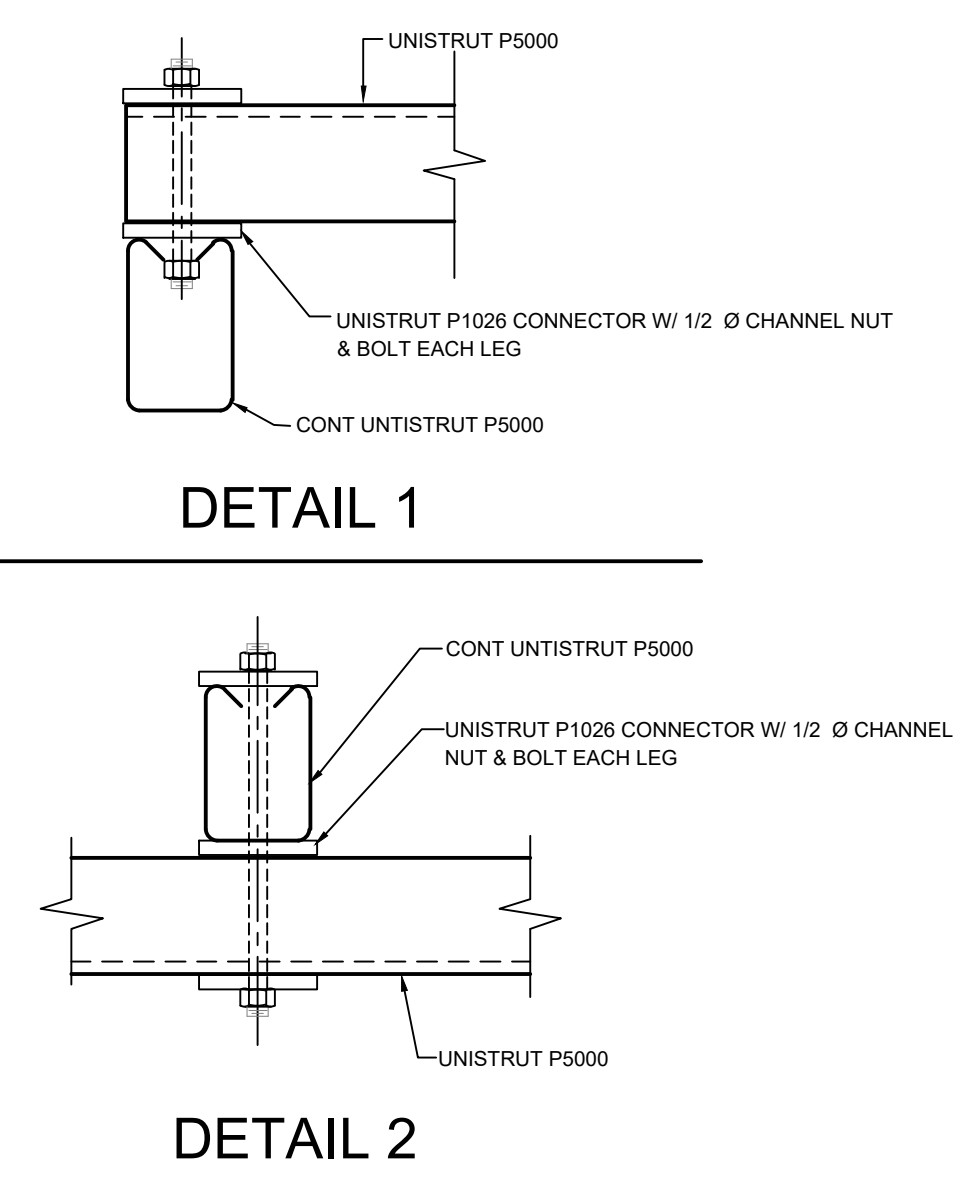
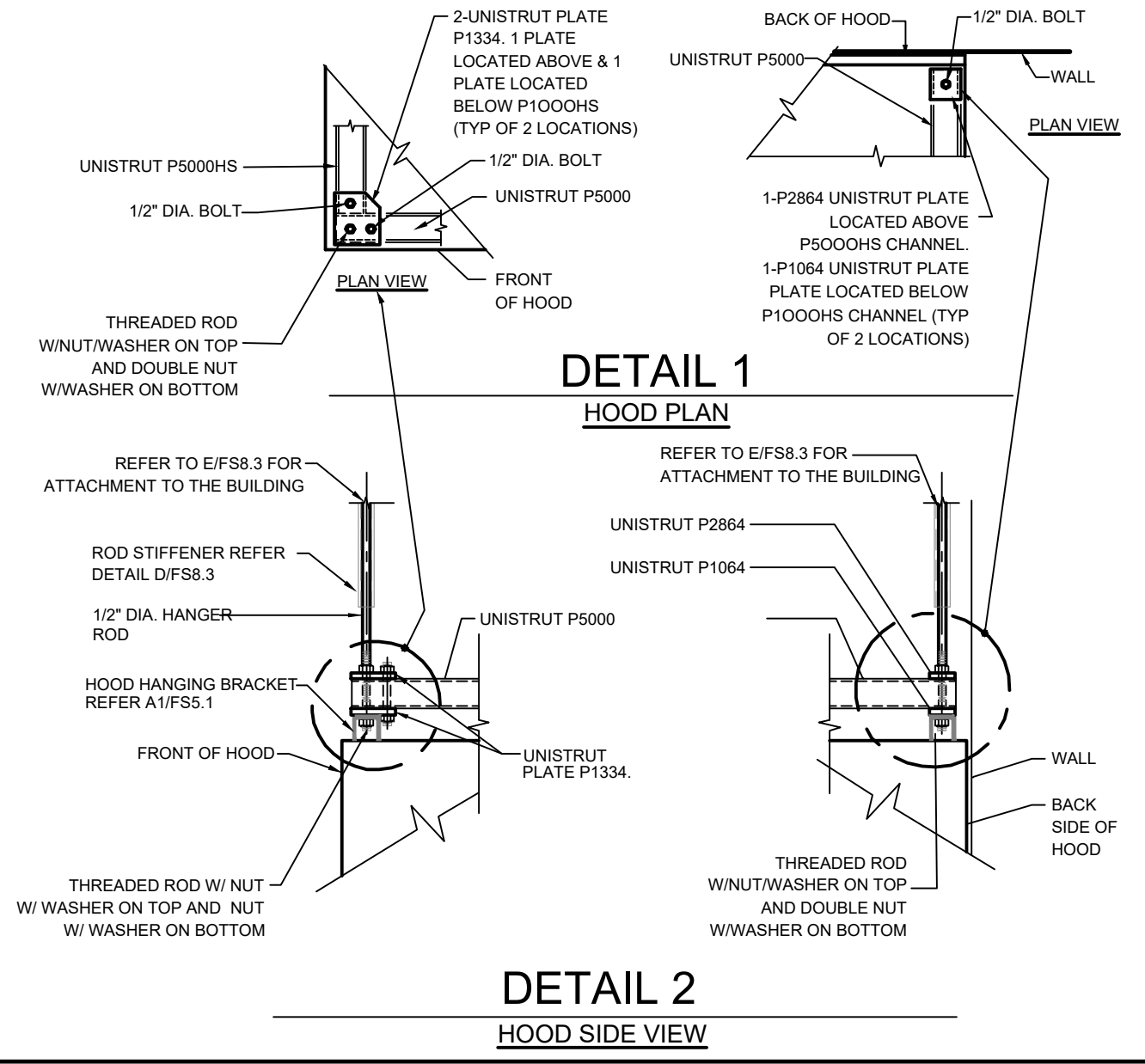
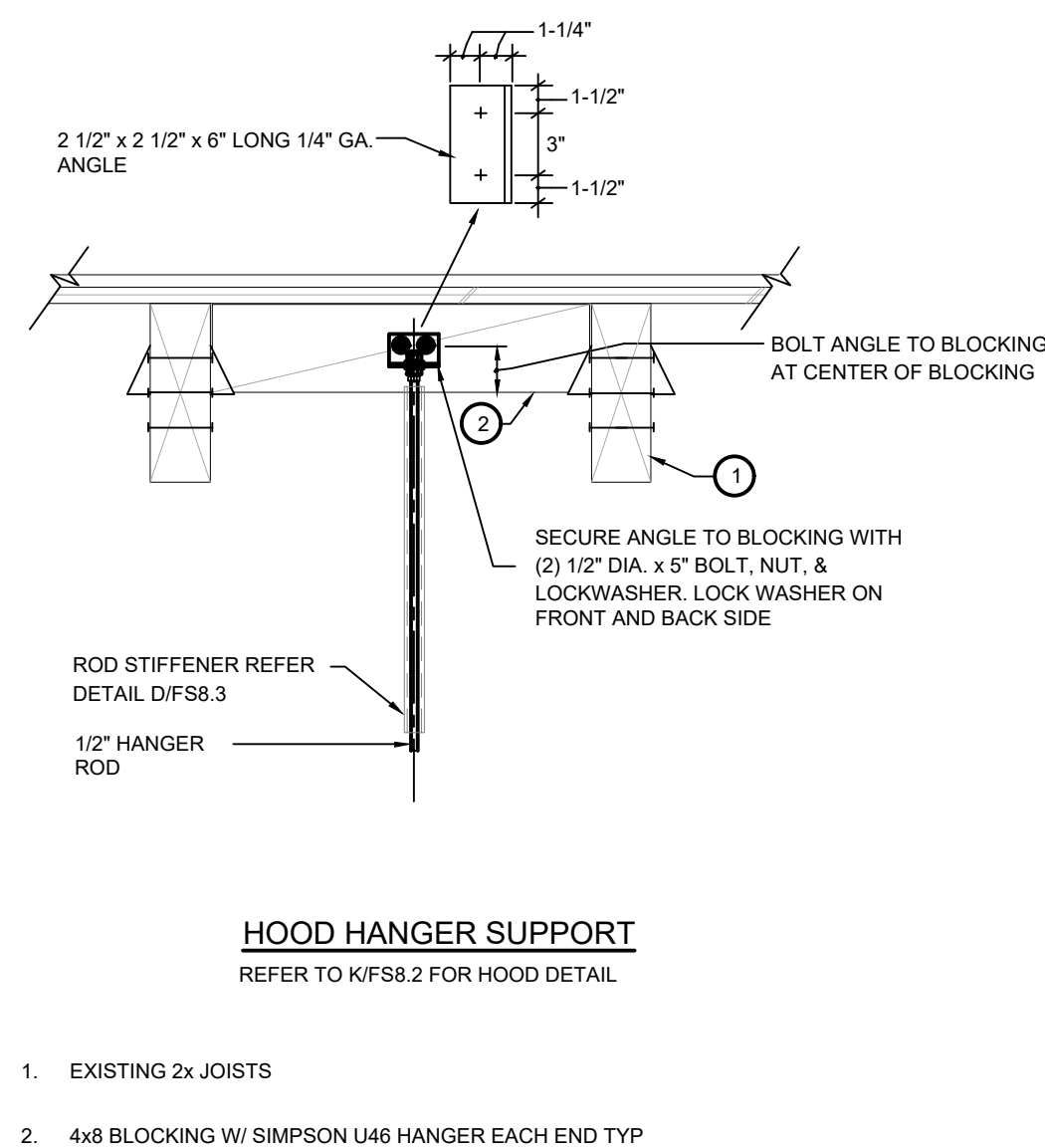
**A EXHAUST HOOD ANCHORAGE DETAIL PLAN VIEW**

**B EXHAUST HOOD ATTACHMENT SECTION**



**C EXHAUST HOOD ELEVATIONS**

**D ROD STIFFENER DETAIL**



**E TYP. UPPER ATTACHMENT**

**F HOOD HANGING SUPPORT**

**G UNISTRUT CONNECTION DETAIL**

**H HOOD BRACING AT WALL DETAIL**

SPARE

SPARE

SPARE

SPARE

ADD ALTERNATE #1

AGENCY APPROVAL:



HMC Architects

3186-070-000

2101 CAPITOL AVENUE, SUITE 100,  
SACRAMENTO, CA, 95816  
916.368.7060 / www.hmcarchitects.com

ISSUE	DESCRIPTION	DATE



FACILITY:  
MATSUYAMA ELEMENTARY SCHOOL  
7680 WINDBRIDGE DR.  
SACRAMENTO, CA 95831

PROJECT:  
MATSUYAMA ELEMENTARY SCHOOL MODERNIZATION

SHEET NAME: **FOODSERVICE EQUIPMENT ANCHORAGE DETAILS**

**DSA SUBMITTAL**

DATE: 01/04/2024 CLIENT PROJ NO: 3186-070-000

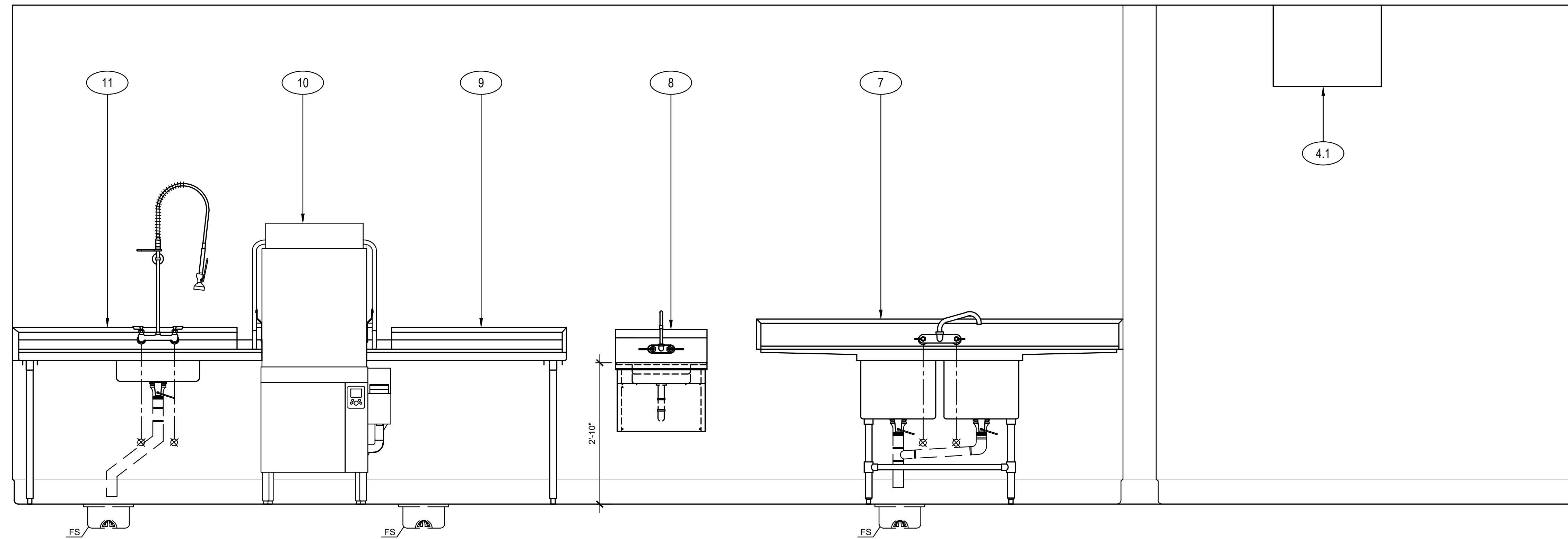
SHEET:

FS8.3



DATE: 01/04/2024  
DRAWN BY: JMM  
CHECKED BY: JMM

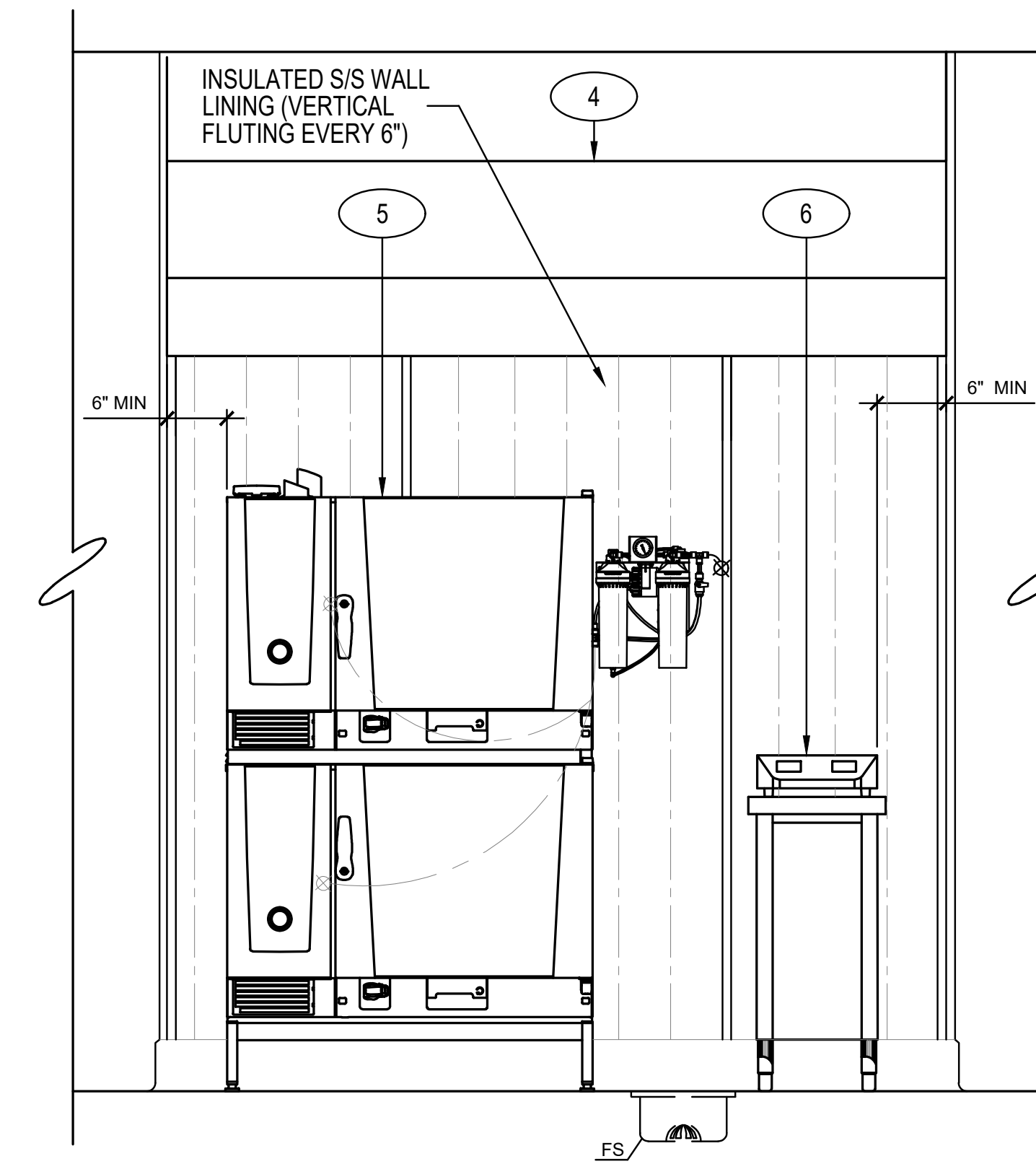
ADD ALTERNATE #1



ELEVATION

SCALE : 3/4"=1'-0"

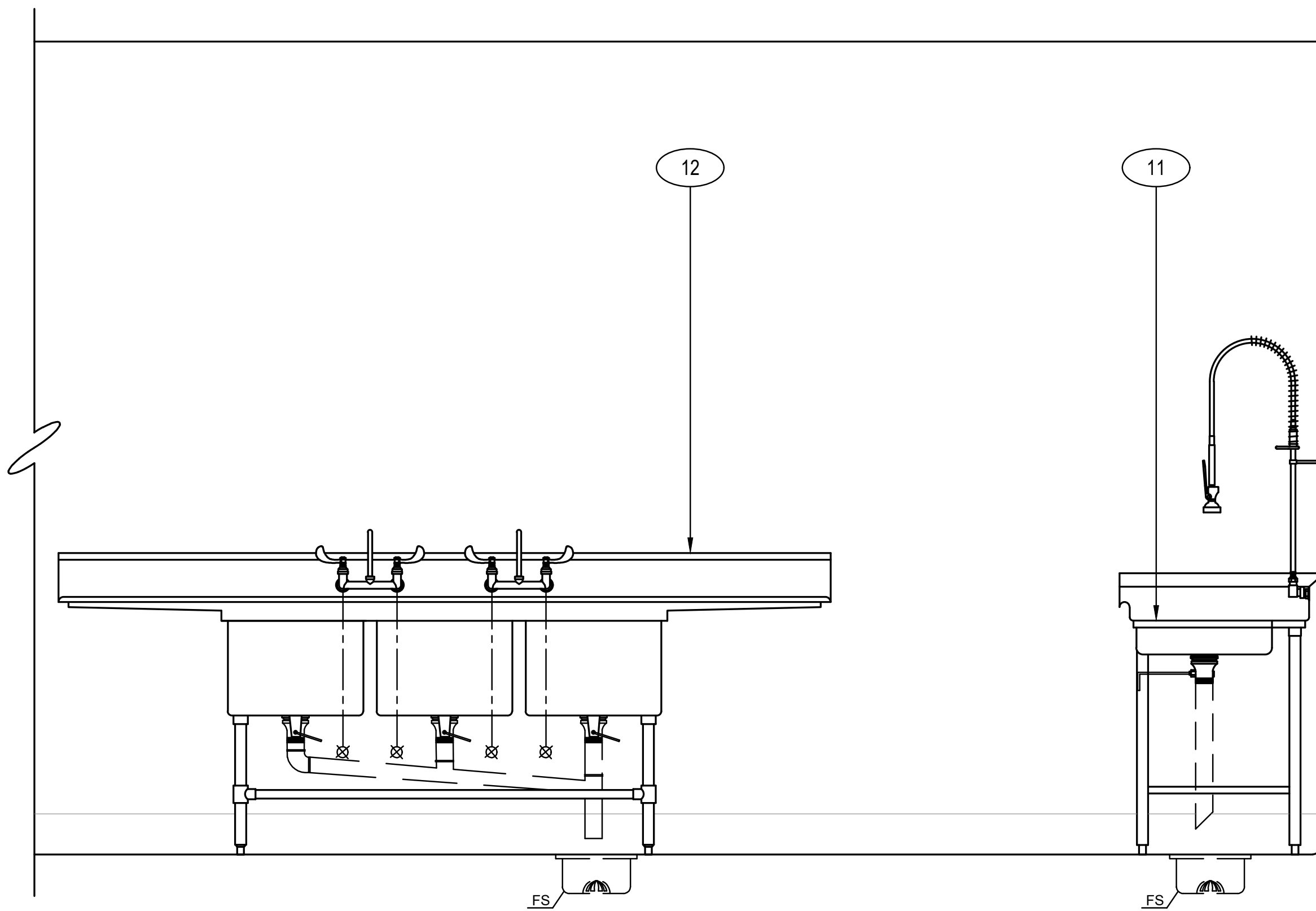
A  
FS9.1



ELEVATION

SCALE : 3/4"=1'-0"

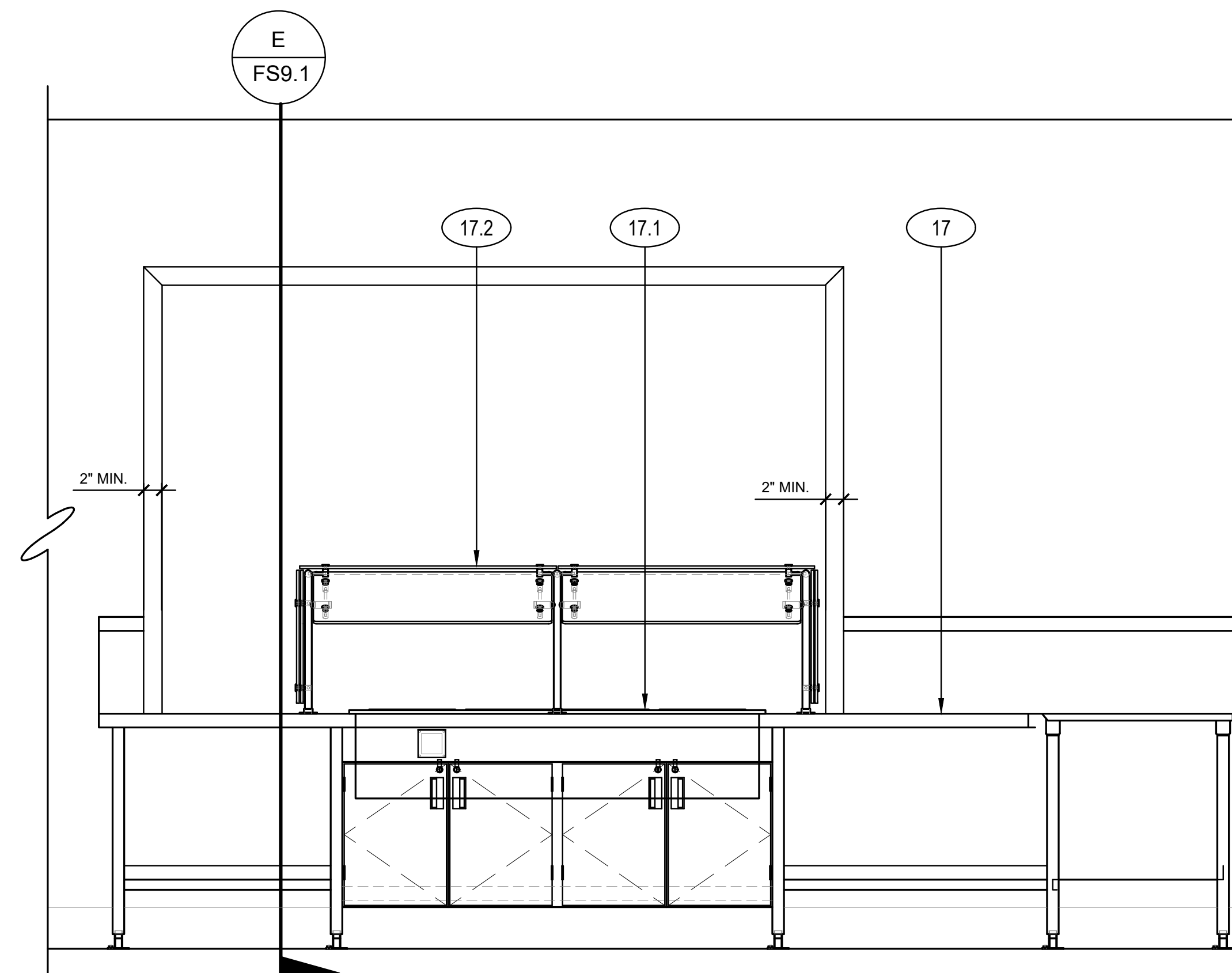
B  
FS9.1



ELEVATION

SCALE : 3/4"=1'-0"

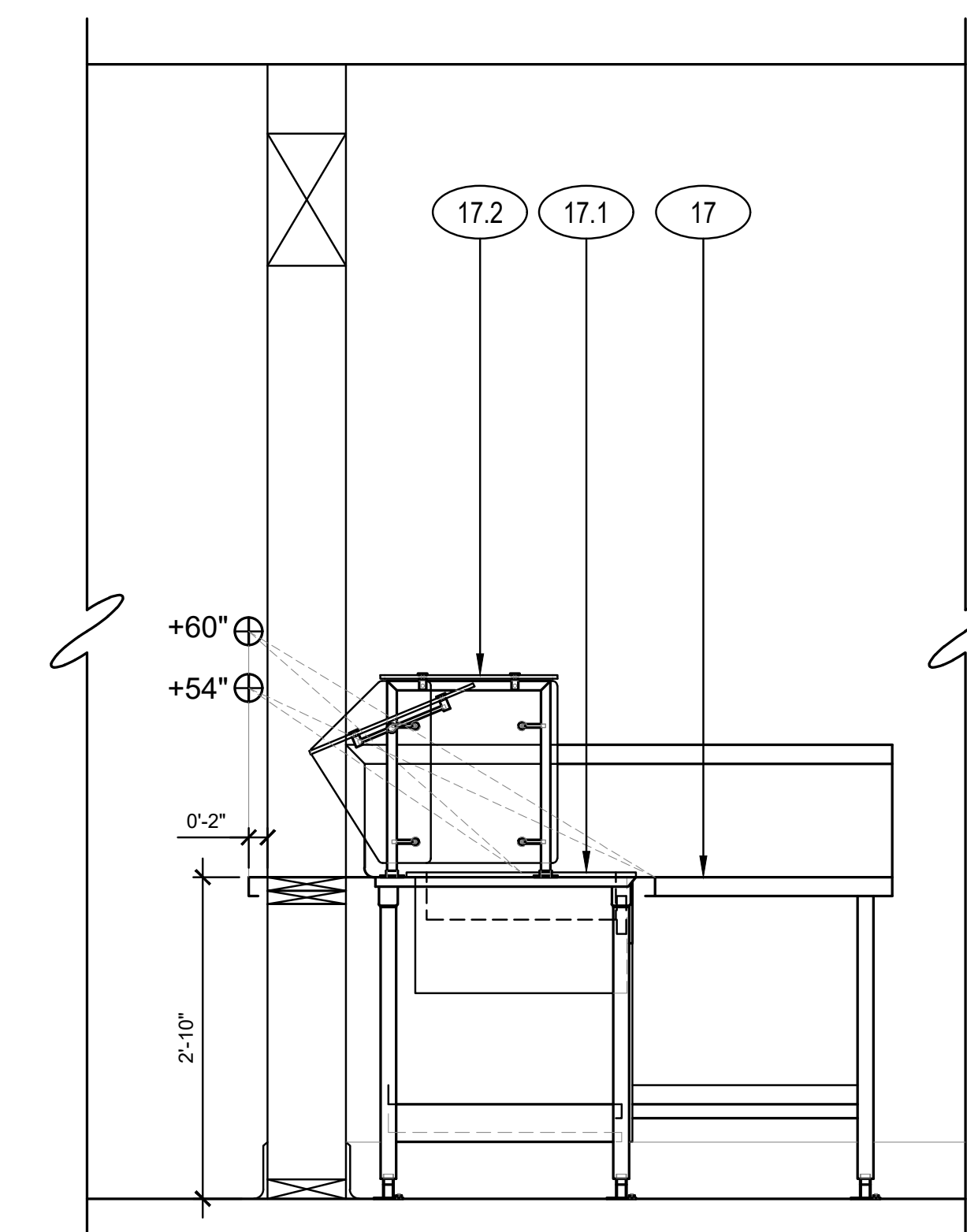
C  
FS9.1



ELEVATION

SCALE : 3/4"=1'-0"

D  
FS9.1



SECTION

SCALE : 3/4"=1'-0"

E  
FS9.1

NOTE  
FOR FOODSERVICE EQUIPMENT SCHEDULE SEE  
SHEET FS1.1

AGENCY  
APPROVAL:



HMC Architects

3186-070-000

2101 CAPITOL AVENUE, SUITE 100,  
SACRAMENTO, CA, 95816  
PH: 352-7267 / www.hmcarchitects.com

ISSUE

DESCRIPTION DATE



FACILITY:  
MATSUYAMA ELEMENTARY SCHOOL  
7680 WINDBRIDGE DR.  
SACRAMENTO, CA 95631

PROJECT:  
MATSUYAMA ELEMENTARY SCHOOL MODERNIZATION

SHEET NAME: **FOODSERVICE EQUIPMENT  
ELEVATIONS**

**DSA SUBMITTAL**

DATE: 01/04/2024

CLIENT PROJ NO: 3186-070-000

SHEET:

FS9.1



THE LINE SHOWN ABOVE IS THE EXACT DIMENSIONAL PAGE SIZE

AGENCY APPROVAL:



HMC Architects

3186-070-000

2101 CAPITOL AVENUE, SUITE 100, SACRAMENTO, CA 95816  
916 368 7990 / www.hmcarchitects.com

**ISSUE**

DESCRIPTION	DATE
THESE PLANS AND SPECIFICATIONS ARE THE PROPERTY OF USA SHADE AND FABRIC STRUCTURES AND SHALL NOT BE REPRODUCED WITHOUT THEIR WRITTEN PERMISSION.	

**USASHADE & Fabric Structures**  
CORPORATE HEADQUARTERS  
2580 ESTERS BLVD. SUITE 100  
DFW AIRPORT, TX, 75261  
800-966-5005

KEYNOTES

NOTES

FACILITY:  
MATSUYAMA ELEMENTARY SCHOOL  
7680 WINDBRIDGE DR.  
SACRAMENTO, CA 95831

PROJECT:  
MATSUYAMA ELEMENTARY SCHOOL MODERNIZATION

SHEET NAME:  
P.C. UNIT SELECTION

**DSA SUBMITTAL**

DATE: 01/04/2024



CLIENT PROJ NO: 3186-070-000

SHEET:

**P.C.T-2.0**

PLEASE RECYCLE

STRUCTURE MODEL: DSA0125-22 MAX. SIZE: 27' x 27' x 15' MAX. AREA: 27' SQ. FT. MAX. OCCUPANCY: 18 PERSONS SEE SHEET 26.1-1000		STRUCTURE MODEL: DSA073030-22 MAX. SIZE: 30' x 32' x 15' MAX. AREA: 60' SQ. FT. MAX. OCCUPANCY: 40 PERSONS SEE SHEET 17.1-1000		
STRUCTURE MODEL: DSA0140-22 MAX. SIZE: 47' x 47' x 15' MAX. AREA: 66' SQ. FT. MAX. OCCUPANCY: 48 PERSONS SEE SHEET 27.1-1000	STRUCTURE MODEL: DSA0202030-22 MAX. SIZE: 27' x 32' x 15' MAX. AREA: 60' SQ. FT. MAX. OCCUPANCY: 40 PERSONS SEE SHEET 21.1-1000	STRUCTURE MODEL: DSA073040-22 MAX. SIZE: 30' x 42' x 15' MAX. AREA: 1,200' SQ. FT. MAX. OCCUPANCY: 80 PERSONS SEE SHEET 18.1-1000	STRUCTURE MODEL: DSA0202030-22 MAX. SIZE: 27' x 32' x 15' MAX. AREA: 60' SQ. FT. MAX. OCCUPANCY: 40 PERSONS SEE SHEET 11.1-1000	STRUCTURE MODEL: DSA012030-22 MAX. SIZE: 27' x 32' x 15' MAX. AREA: 60' SQ. FT. MAX. OCCUPANCY: 40 PERSONS SEE SHEET 1.1-1000
FOR D8A 103 TESTING & INSPECTIONS SAMPLE, SEE PC T-3.0 & RC T-4.0	FOR D8A 103 TESTING & INSPECTIONS SAMPLE, SEE PC T-3.0 & RC T-4.0	FOR D8A 103 TESTING & INSPECTIONS SAMPLE, SEE PC T-3.0 & RC T-4.0	FOR D8A 103 TESTING & INSPECTIONS SAMPLE, SEE PC T-3.0 & RC T-4.0	<b>X</b> STRUCTURE MODEL: DSA013030-22 MAX. SIZE: 30' x 32' x 15' MAX. AREA: 60' SQ. FT. MAX. OCCUPANCY: 40 PERSONS SEE SHEET 2.1-1000
<b>TRIANGLE</b>	<b>TRI-TRUSS HIP SINGLE WIDE</b>	<b>MARINER PEAK</b>	<b>FULL CANTILEVER HIP SINGLE</b>	STRUCTURE MODEL: DSA013040-22 MAX. SIZE: 30' x 42' x 15' MAX. AREA: 1,200' SQ. FT. MAX. OCCUPANCY: 80 PERSONS SEE SHEET 3.1-1000
				STRUCTURE MODEL: DSA0120012-22 MAX. SIZE: 20' x 30' x 12' MAX. AREA: 60' SQ. FT. MAX. OCCUPANCY: 40 PERSONS SEE SHEET 4.1-1000
STRUCTURE MODEL: DSA00349-22 MAX. SIZE: 84'0" x 12' MAX. AREA: 1,560' SQ. FT. MAX. OCCUPANCY: 69 PERSONS SEE SHEET 28.1-1000	STRUCTURE MODEL: DSA00360-22 MAX. SIZE: 80'0" x 12' MAX. AREA: 2,100' SQ. FT. MAX. OCCUPANCY: 116 PERSONS SEE SHEET 29.1-1000	STRUCTURE MODEL: DSA052060-22 MAX. SIZE: 27' x 32' x 15' MAX. AREA: 4,000' SQ. FT. MAX. OCCUPANCY: 268 PERSONS SEE SHEET 22.1-1000	STRUCTURE MODEL: DSA073060-22 MAX. SIZE: 30' x 32' x 15' MAX. AREA: 3,000' SQ. FT. MAX. OCCUPANCY: 200 PERSONS SEE SHEET 19.1-1000	STRUCTURE MODEL: DSA022060-22 MAX. SIZE: 20' x 30' x 12' MAX. AREA: 4,000' SQ. FT. MAX. OCCUPANCY: 268 PERSONS SEE SHEET 12.1-1000
FOR D8A 103 TESTING & INSPECTIONS SAMPLE, SEE PC T-3.0 & RC T-4.0	FOR D8A 103 TESTING & INSPECTIONS SAMPLE, SEE PC T-3.0 & RC T-4.0	FOR D8A 103 TESTING & INSPECTIONS SAMPLE, SEE PC T-3.0 & RC T-4.0	FOR D8A 103 TESTING & INSPECTIONS SAMPLE, SEE PC T-3.0 & RC T-4.0	FOR D8A 103 TESTING & INSPECTIONS SAMPLE, SEE PC T-3.0 & RC T-4.0
<b>HEXAGON</b>	<b>TRI-TRUSS HIP JOINED</b>	<b>MARINER PEAK JOINED</b>	<b>FULL CANTILEVER HIP JOINED</b>	<b>HIP</b>
	STRUCTURE MODEL: DSA0730-22 MAX. SIZE: 30' x 133' x 12' MAX. AREA: 3,900' SQ. FT. MAX. OCCUPANCY: 268 PERSONS SEE SHEET 23.1-1000	STRUCTURE MODEL: DSA070600-22 MAX. SIZE: 60' x 60' x 15' MAX. AREA: 3,600' SQ. FT. MAX. OCCUPANCY: 240 PERSONS SEE SHEET 20.1-1000	STRUCTURE MODEL: DSA1031414-22 MAX. SIZE: 14' x 14' x 12' MAX. AREA: 196' SQ. FT. MAX. OCCUPANCY: 13 PERSONS SEE SHEET 13.1-1000	STRUCTURE MODEL: DSA013-22 MAX. SIZE: VARIES MAX. AREA: VARIES MAX. OCCUPANCY: VARIES SEE SHEET 6.1-1000
	FOR D8A 103 TESTING & INSPECTIONS SAMPLE, SEE PC T-3.0 & RC T-4.0	FOR D8A 103 TESTING & INSPECTIONS SAMPLE, SEE PC T-3.0 & RC T-4.0	FOR D8A 103 TESTING & INSPECTIONS SAMPLE, SEE PC T-3.0 & RC T-4.0	FOR D8A 103 TESTING & INSPECTIONS SAMPLE, SEE PC T-3.0 & RC T-4.0
<b>NOT USED</b>	<b>TENSIONS SAILS THREE-POINT</b>	<b>MARINER PEAK QUAD</b>	<b>SINGLE POST PYRAMID</b>	<b>JOINED HIP</b>
	STRUCTURE MODEL: DSA4182020-22 MAX. SIZE: 27' x 40'0" x 15' MAX. AREA: 4,000' SQ. FT. MAX. OCCUPANCY: 268 PERSONS SEE SHEET 24.1-1000		STRUCTURE MODEL: DSA1241414-22 MAX. SIZE: 14' x 14' x 12' MAX. AREA: 196' SQ. FT. MAX. OCCUPANCY: 13 PERSONS SEE SHEET 15.1-1000	STRUCTURE MODEL: DSA0110-22 MAX. SIZE: VARIES MAX. AREA: VARIES MAX. OCCUPANCY: VARIES SEE SHEET 10.1-1000
	FOR D8A 103 TESTING & INSPECTIONS SAMPLE, SEE PC T-3.0 & RC T-4.0		FOR D8A 103 TESTING & INSPECTIONS SAMPLE, SEE PC T-3.0 & RC T-4.0	FOR D8A 103 TESTING & INSPECTIONS SAMPLE, SEE PC T-3.0 & RC T-4.0
<b>NOT USED</b>	<b>TENSIONS SAILS FOUR-POINT</b>	<b>NOT USED</b>	<b>SINGLE POST PYRAMID CANTILEVER</b>	<b>QUAD HIP</b>
	STRUCTURE MODEL: DSA4183030-22 MAX. SIZE: 30' x 133' x 15' MAX. AREA: 3,900' SQ. FT. MAX. OCCUPANCY: 268 PERSONS SEE SHEET 25.1-1000		STRUCTURE MODEL: DSA1242020-22 MAX. SIZE: 20' x 20' x 12' MAX. AREA: 400' SQ. FT. MAX. OCCUPANCY: 26 PERSONS SEE SHEET 16.1-1000	
	FOR D8A 103 TESTING & INSPECTIONS SAMPLE, SEE PC T-3.0 & RC T-4.0		FOR D8A 103 TESTING & INSPECTIONS SAMPLE, SEE PC T-3.0 & RC T-4.0	FOR D8A 103 TESTING & INSPECTIONS SAMPLE, SEE PC T-3.0 & RC T-4.0



Autodesk Docs:0318670000 - SCUSD Matsuyama ES Modernization0318670000-A-MATSUYAMA-MOD-04  
12/21/2023 1:52:43 PM

Autocheck Docs:03/08/2024 - SCUSD Matsuyama ES Modernization0318070000-A-MATSUYAMA-MOD-04 12/21/2023 1:52:43 PM

AGENCY APPROVAL:



HMC Architects  
3186-070-000  
2101 CAPITOL AVENUE, SUITE 100, SACRAMENTO, CA 95816  
916 368 7990 / www.hmcarchitects.com

ISSUE  
DESCRIPTION DATE  
THESE PLANS AND SPECIFICATIONS ARE THE PROPERTY OF USA SHADE AND FABRIC STRUCTURES AND SHALL NOT BE REPRODUCED WITHOUT THEIR WRITTEN PERMISSION.



CORPORATE HEADQUARTERS  
2880 ESTERS BLVD, SUITE 100  
DFW AIRPORT, TX, 75261  
800-966-5005

KEYNOTES

NOTES

FACILITY:  
MATSUYAMA ELEMENTARY SCHOOL  
7680 WINDBRIDGE DR.  
SACRAMENTO, CA 95831

PROJECT:  
MATSUYAMA ELEMENTARY SCHOOL MODERNIZATION

SHEET NAME:  
P.C. T&I FORMS

DSA SUBMITTAL

DATE: 01/04/2024 CLIENT PROJ NO: 3186-070-000

SHEET:

P.C.T-3.0

PLEASE RECYCLE

DSA 103-22: LISTING OF STRUCTURAL TESTS & SPECIAL INSPECTIONS, 2022 CBC

Application Number: School District: School District:  
04 121917 P.C. FABRIC SHADE STRUCTURES USA SHADE AND FABRIC STRUCTURES  
DSA File Number: Increment Number: Date Created: 2023-02-15 15:23:09

IMPORTANT: This form is only a summary list of structural tests and some of the special inspections required for the project. Generally, the structural tests and special inspections noted on this form are those that will be performed by the Geotechnical Engineer of Record, Laboratory of Record, or Special Inspector. The actual complete test and inspection program must be performed as detailed on the DSA approval documents. The Appendix at the bottom of this form identifies work NOT subject to DSA requirements for special inspection or structural testing. The project inspector is responsible for providing inspection of all factors of construction, including but not limited to special inspections not listed on this form such as structural wood framing, high steel wood diagrams, cold formed steel framing, anchorage of non-structural components, etc., per Title 24, Part 2, Chapter 17A (2022 CBC).

\*NOTE: Undefined section and table references found in this document are from the CBC, or California Building Code.

KEY TO COLUMNS table with columns 1. TYPE and 2. PERFORMED BY

DIVISION OF THE STATE ARCHITECT DEPARTMENT OF GENERAL SERVICES STATE OF CALIFORNIA

DSA 103-22: LISTING OF STRUCTURAL TESTS & SPECIAL INSPECTIONS (CONCRETE), 2022 CBC

Application Number: School District: School District:  
04 121917 P.C. FABRIC SHADE STRUCTURES USA SHADE AND FABRIC STRUCTURES  
DSA File Number: Increment Number: Date Created: 2023-02-15 15:23:09

C1. CAST-IN-PLACE CONCRETE table with columns Test or Special Inspection, Type, Performed By, Code References and Notes

C2. PRESTRESSED / POST-TENSIONED CONCRETE (IN ADDITION TO SECTION C1) table with columns Test or Special Inspection, Type, Performed By, Code References and Notes

DIVISION OF THE STATE ARCHITECT DEPARTMENT OF GENERAL SERVICES STATE OF CALIFORNIA

DSA 103-22: LISTING OF STRUCTURAL TESTS & SPECIAL INSPECTIONS (STEEL AND ALUMINUM), 2022 CBC

Application Number: School District: School District:  
04 121917 P.C. FABRIC SHADE STRUCTURES USA SHADE AND FABRIC STRUCTURES  
DSA File Number: Increment Number: Date Created: 2023-02-15 15:23:09

SA3. WELDING table with columns Test or Special Inspection, Type, Performed By, Code References and Notes

SA4. SHOP WELDING (IN ADDITION TO SECTION SA3) table with columns Test or Special Inspection, Type, Performed By, Code References and Notes

DIVISION OF THE STATE ARCHITECT DEPARTMENT OF GENERAL SERVICES STATE OF CALIFORNIA

DSA 103-22: LISTING OF STRUCTURAL TESTS & SPECIAL INSPECTIONS (STEEL AND ALUMINUM), 2022 CBC

Application Number: School District: School District:  
04 121917 P.C. FABRIC SHADE STRUCTURES USA SHADE AND FABRIC STRUCTURES  
DSA File Number: Increment Number: Date Created: 2023-02-15 15:23:09

SA5. STORAGE RACK SYSTEMS table with columns Test or Special Inspection, Type, Performed By, Code References and Notes

SA11. OTHER SHEET table with columns Test or Special Inspection, Type, Performed By, Code References and Notes

DIVISION OF THE STATE ARCHITECT DEPARTMENT OF GENERAL SERVICES STATE OF CALIFORNIA

DSA 103-22: LISTING OF STRUCTURAL TESTS & SPECIAL INSPECTIONS (SOILS), 2022 CBC

Application Number: School District: School District:  
04 121917 P.C. FABRIC SHADE STRUCTURES USA SHADE AND FABRIC STRUCTURES  
DSA File Number: Increment Number: Date Created: 2023-02-15 15:23:09

Geotechnical Reports: Project does NOT have and does NOT require a geotechnical report

S1. GENERAL table with columns Test or Special Inspection, Type, Performed By, Code References and Notes

S2. SOIL COMPACTION AND FILL table with columns Test or Special Inspection, Type, Performed By, Code References and Notes

S3. DRIVEN DEEP FOUNDATIONS (PILES) table with columns Test or Special Inspection, Type, Performed By, Code References and Notes

DIVISION OF THE STATE ARCHITECT DEPARTMENT OF GENERAL SERVICES STATE OF CALIFORNIA

DSA 103-22: LISTING OF STRUCTURAL TESTS & SPECIAL INSPECTIONS (CONCRETE), 2022 CBC

Application Number: School District: School District:  
04 121917 P.C. FABRIC SHADE STRUCTURES USA SHADE AND FABRIC STRUCTURES  
DSA File Number: Increment Number: Date Created: 2023-02-15 15:23:09

C1. CAST-IN-PLACE CONCRETE table with columns Test or Special Inspection, Type, Performed By, Code References and Notes

C3. PRECAST CONCRETE (IN ADDITION TO SECTION C1) table with columns Test or Special Inspection, Type, Performed By, Code References and Notes

DIVISION OF THE STATE ARCHITECT DEPARTMENT OF GENERAL SERVICES STATE OF CALIFORNIA

DSA 103-22: LISTING OF STRUCTURAL TESTS & SPECIAL INSPECTIONS (STEEL AND ALUMINUM), 2022 CBC

Application Number: School District: School District:  
04 121917 P.C. FABRIC SHADE STRUCTURES USA SHADE AND FABRIC STRUCTURES  
DSA File Number: Increment Number: Date Created: 2023-02-15 15:23:09

SA3. WELDING table with columns Test or Special Inspection, Type, Performed By, Code References and Notes

DIVISION OF THE STATE ARCHITECT DEPARTMENT OF GENERAL SERVICES STATE OF CALIFORNIA

DSA 103-22: LISTING OF STRUCTURAL TESTS & SPECIAL INSPECTIONS (STEEL AND ALUMINUM), 2022 CBC

Application Number: School District: School District:  
04 121917 P.C. FABRIC SHADE STRUCTURES USA SHADE AND FABRIC STRUCTURES  
DSA File Number: Increment Number: Date Created: 2023-02-15 15:23:09

SA5. STORAGE RACK SYSTEMS table with columns Test or Special Inspection, Type, Performed By, Code References and Notes

SA11. OTHER SHEET table with columns Test or Special Inspection, Type, Performed By, Code References and Notes

DIVISION OF THE STATE ARCHITECT DEPARTMENT OF GENERAL SERVICES STATE OF CALIFORNIA

DSA 103-22: LISTING OF STRUCTURAL TESTS & SPECIAL INSPECTIONS (SOILS), 2022 CBC

Application Number: School District: School District:  
04 121917 P.C. FABRIC SHADE STRUCTURES USA SHADE AND FABRIC STRUCTURES  
DSA File Number: Increment Number: Date Created: 2023-02-15 15:23:09

Test or Special Inspection table with columns Type, Performed By, Code References and Notes

S4. CAST-IN-PLACE DEEP FOUNDATIONS (PIERS) table with columns Test or Special Inspection, Type, Performed By, Code References and Notes

S5. DRIVEN DEEP FOUNDATIONS (PILES) table with columns Test or Special Inspection, Type, Performed By, Code References and Notes

DIVISION OF THE STATE ARCHITECT DEPARTMENT OF GENERAL SERVICES STATE OF CALIFORNIA

DSA 103-22: LISTING OF STRUCTURAL TESTS & SPECIAL INSPECTIONS (CONCRETE), 2022 CBC

Application Number: School District: School District:  
04 121917 P.C. FABRIC SHADE STRUCTURES USA SHADE AND FABRIC STRUCTURES  
DSA File Number: Increment Number: Date Created: 2023-02-15 15:23:09

C4. SHOTCRETE (IN ADDITION TO SECTION C1) table with columns Test or Special Inspection, Type, Performed By, Code References and Notes

C5. POST-INSTALLED ANCHORS table with columns Test or Special Inspection, Type, Performed By, Code References and Notes

C6. OTHER CONCRETE table with columns Test or Special Inspection, Type, Performed By, Code References and Notes

DIVISION OF THE STATE ARCHITECT DEPARTMENT OF GENERAL SERVICES STATE OF CALIFORNIA

DSA 103-22: LISTING OF STRUCTURAL TESTS & SPECIAL INSPECTIONS (STEEL AND ALUMINUM), 2022 CBC

Application Number: School District: School District:  
04 121917 P.C. FABRIC SHADE STRUCTURES USA SHADE AND FABRIC STRUCTURES  
DSA File Number: Increment Number: Date Created: 2023-02-15 15:23:09

SA7. FIELD WELDING (IN ADDITION TO SECTION SA3) table with columns Test or Special Inspection, Type, Performed By, Code References and Notes

SA7. STEEL JOISTS AND TRUSSES table with columns Test or Special Inspection, Type, Performed By, Code References and Notes

DIVISION OF THE STATE ARCHITECT DEPARTMENT OF GENERAL SERVICES STATE OF CALIFORNIA

DSA 103-22: LISTING OF STRUCTURAL TESTS & SPECIAL INSPECTIONS (STEEL AND ALUMINUM), 2022 CBC

Application Number: School District: School District:  
04 121917 P.C. FABRIC SHADE STRUCTURES USA SHADE AND FABRIC STRUCTURES  
DSA File Number: Increment Number: Date Created: 2023-02-15 15:23:09

SA5. STORAGE RACK SYSTEMS table with columns Test or Special Inspection, Type, Performed By, Code References and Notes


SA11. OTHER SHEET table with columns Test or Special Inspection, Type, Performed By, Code References and Notes

DIVISION OF THE STATE ARCHITECT DEPARTMENT OF GENERAL SERVICES STATE OF CALIFORNIA


GENERAL DSA-103 NOTES:  
1. THE SAMPLE DSA-103 FORM PROVIDED ON THIS SHEET IS FOR ILLUSTRATIVE PURPOSES ONLY TO ASSIST IN THE COMPLETION OF SPECIFIC DSA-103 FORMS FOR FUTURE PROJECTS.  
2. A CURRENT DSA-103 FORM IS TO BE COMPLETED FOR EACH APPLICATION THAT THIS P.C. DOCUMENT IS BEING INCORPORATED INTO AND ALL SAMPLE DSA-103 SHEETS ARE TO BE CROSSED OUT ON THIS SHEET

ADDITIONAL TESTING AND INSPECTION NOTES:  
1. THE PROJECT INSPECTOR AND TESTING AGENCY SHALL BE EMPLOYED BY THE SCHOOL DISTRICT AND APPROVED BY DSA AND THE ARCHITECT OF RECORD.  
2. A DSA CERTIFIED PROJECT INSPECTOR EMPLOYED BY THE DISTRICT (OWNER) AND APPROVED BY DSA SHALL PROVIDE CONTINUOUS INSPECTION OF THE WORK. THE DUTIES OF THE INSPECTOR ARE DEFINED IN SECTION 4049, PART 1, TITLE 24, CCR.  
3. THE SITE PROJECT INSPECTOR SHALL BE CLASS 2.  
4. A DSA-ACCEPTED TESTING LABORATORY DIRECTLY EMPLOYED BY THE DISTRICT (OWNER) SHALL CONDUCT ALL THE REQUIRED TEST AND INSPECTIONS FOR THE PROJECT.  
5. THE COSTS OF THE PROJECT INSPECTOR AND TESTING AGENCY SHALL BE BORN BY THE SCHOOL DISTRICT.  
6. COPIES OF THE VERIFIED REPORTS SHALL BE SENT TO DSA, THE ARCHITECT, THE SCHOOL DISTRICT, THE CONTRACTOR, AND THE PROJECT INSPECTOR.  
7. THE IN-PLANT INSPECTOR SHALL BE A HOLDING SPECIAL INSPECTOR FOR MATERIAL VERIFICATION AND WELDING.  
8. PER 2022 CBC SECTION 1705A.3.3, BATCH PLANT INSPECTION MAY BE WAIVED WHEN THE FOLLOWING REQUIREMENTS ARE MET:  
8.1. A LICENSED WEIGHMASTER SHALL POSITIVELY IDENTIFY QUANTITY OF MATERIALS AND CERTIFY EACH LOAD BY A BATCH TICKET.  
8.2. BATCH TICKETS, INCLUDING MATERIAL QUANTITIES AND WEIGHTS SHALL ACCOMPANY THE LOAD. SHALL BE TRANSMITTED TO THE INSPECTOR OF RECORD BY THE TRUCK DRIVER WITH A LOAD IDENTIFIER THEREON. THE LOAD SHALL NOT BE PLACED WITHOUT A BATCH TICKET IDENTIFYING THE MIX. THE INSPECTOR OF RECORD SHALL KEEP A DAILY RECORD OF PLACEMENTS, IDENTIFYING EACH TRUCK, ITS LOAD, TIME OF RECEIPT AT THE SITE, AND APPROXIMATE LOCATION OF DEPOSIT IN THE STRUCTURE AND SHALL MAINTAIN A COPY OF THE DAILY RECORD AS REQUIRED BY THE ENFORCING AGENCY.

DSA 103 (SAMPLE) - STATEMENT OF STRUCTURAL TESTS AND INSPECTIONS



10/18/2023






Autodesk Docs:0318070000 - SCLSD Matsuyama ES Modernization0318070000-A-MATSUYAMA-MOD-04 12/21/2023 1:52:43 PM

THE LINE SHOWN ABOVE THE SHEET IS THE ORIGINAL PAGE SIZE

### Aircraft Cable

Prefomed, made in accordance with commercial specifications military and federal specification rope available.

**Carbon Steel (Aircraft Cable) - Galvanized** cable has the highest strength and greatest fatigue life of the materials offered. It has good to fair corrosion resistance in rural to industrial atmosphere environments. This material is most widely used for small diameter cables. Tin over galvanized cable offers greater corrosion resistance and reduced friction over pulleys.



7 x 19		Galvanized Min. Breaking Strengths (lbs)
Dia. (In)	Approx. Wt 1000 Ft/lbs	
3/32	17.	1,000
1/8	29.	2,000
5/32	45.	2,800
3/16	65.	4,200
7/32	86.	5,600
1/4	110.	7,000
9/32	139.	8,000
5/16	173.	9,800
3/8	243.	14,400



### 190/F5 Fire rated specifications

Standard range

Revision 0 28-Oct-12

Colour	Shade %	UV Block %	Average GSM	Average Warp break strength kgs	Average Elongation %	Average Weft break strength kgs	Average Elongation %	Average Burst Kpa	Average Burst to Mass ratio
Desert Sand	80	92	185	50	40	72	73	156	0.84
Blue	80	85	185	50	40	72	73	156	0.84
Brown	85		185	50	40	72	73	156	0.84
Green	80	85	185	50	40	72	73	156	0.84
Red	80	86	185	50	40	72	73	156	0.84
Silver	80	81	185	50	40	72	73	156	0.84
Terracotta	75	82	185	50	40	72	73	156	0.84
Yellow	80	89	185	50	40	72	73	156	0.84
				110 LB		159 LB		3258 PSF	

CONVERSION TO IMPERIAL UNITS:  
 185 GSM = .0378 psf  
 50 KGS = 110 Lb  
 72 KGS = 159 Lb  
 156 Kpa = 3258 psf

Notes:  
 190/F5 conforms to The California State Fire Marshal Title 19 Test for Small scale Fabrics  
 Tear tests are done using a 50mm wide strip and a cross head speed of 500mm/min  
 This report has been compiled using the mean results from all tests conducted on the given sample by our Quality Control Laboratory. The information provided is considered to be a good reflection of the relevant properties of the fabric tested. These results must only be used as an indication of the quality and characteristics of the fabric tested.  
 Company cannot be held responsible or liable in any way whatsoever should this information differ to that of a registered testing institution.

*Deon Joubert*  
 Deon Joubert  
 General Manager - Multiknit (Pty) Ltd

*Tommy Rogers*  
 Tommy Rogers  
 Managing Director - Multiknit (Pty) Ltd

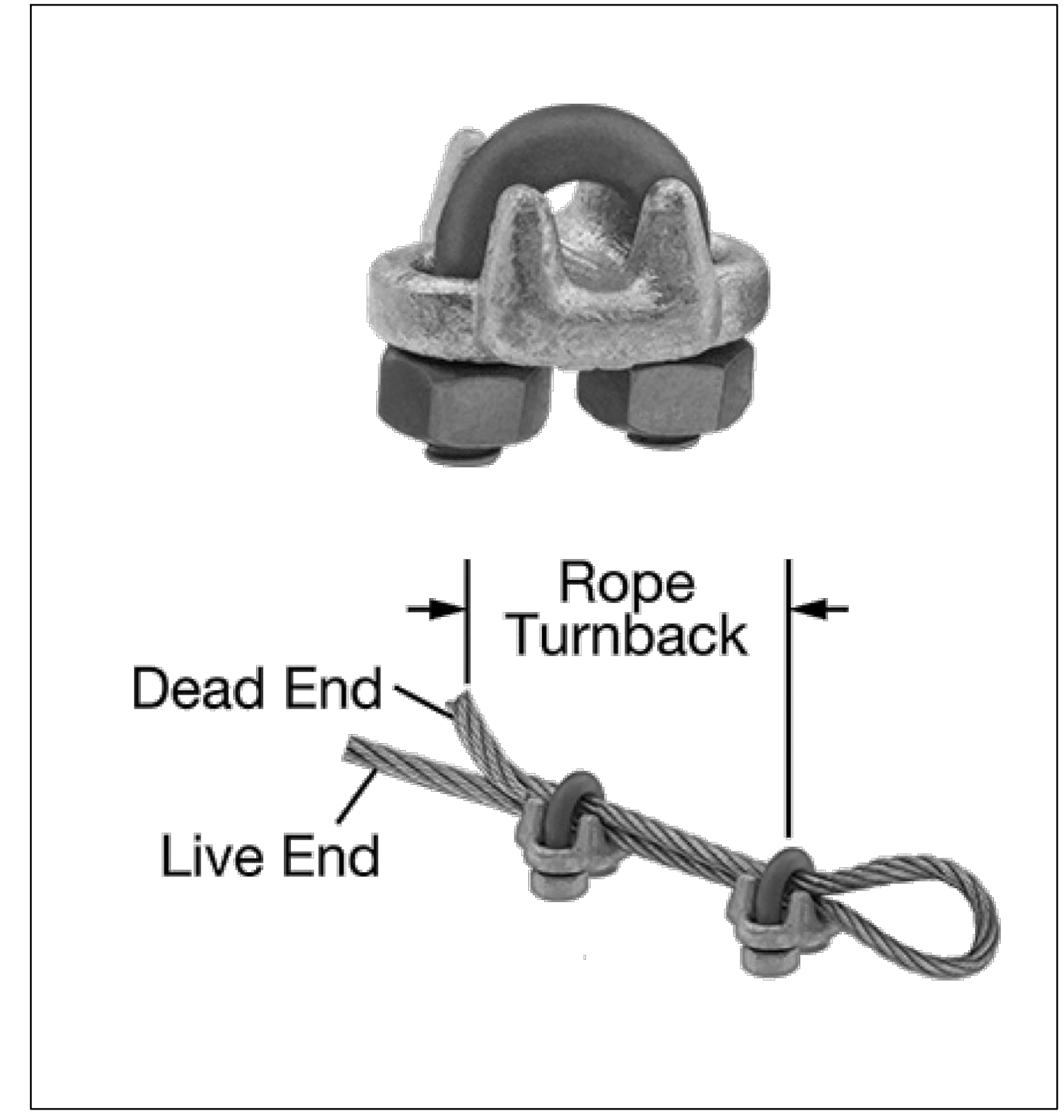


Product Marketed by:  
**MULTIKNIT (PTY) LTD**  
 BOX 798 WHITE RIVER 1240  
 MPUMALANGA SOUTH AFRICA  
 Issue Date : 05/08/2023  
 Expiration Date : 06/30/2024

This product meets the minimum requirements of flame resistance established by the California State Fire Marshal for products identified in Section 13115, California Health and Safety Code. The scope of the approved use of this product is provided in the current edition of the CALIFORNIA APPROVED LIST OF FLAME RETARDANT CHEMICALS AND FABRICS, GENERAL AND LIMITED APPLICATIONS CONCERNS published by the California State Fire Marshal.

Issued By *Cortney Walker*  
 Fire Engineering License Manager  
 Fire Engineering & Investigations Division  
 Reviewed and Approved By *Patricia Setter*  
 Deputy State Fire Marshal III  
 Fire Engineering & Investigations Division

OFFICE OF THE STATE FIRE MARSHAL  
 Please visit [calfire.gov/motus.org](http://calfire.gov/motus.org) for more information on Licensing and Permitting with CAL FIRE



**FORGED WIRE ROPE CLAMP**  
 FITTING TYPE ROPE CLAMP  
 FABRICATION: FORGED  
 MATERIAL: GALVANIZED STEEL  
 FOR WIRE ROPE DIAMETER 3/8"  
 NUMBER OF CLAMPS REQUIRED: 2  
 ROPE TURNBACK: 6 1/2"  
 FOR WIRE ROPE CONSTRUCTION 7 x 19  
 ATTACHMENT TYPE: LOOP  
 CLAMP WIDTH 2", HEIGHT 1 15/16", THICKNESS 1 11/16"  
 REQUIRED INSTALLATION TOOL: TORQUE WRENCH  
 REQUIRED TORQUE 45 FT.-LBS.  
 CAPACITY 80% OF THE ROPE'S CAPACITY  
 SPECIFICATIONS MET ASME B30.26, FED. SPEC. FF-C-450



AGENCY APPROVAL:



HMC Architects

3186-070-000

2101 CAPITOL AVENUE, SUITE 100,  
 SACRAMENTO, CA 95816  
 916 368 7990 / [www.hmcarchitects.com](http://www.hmcarchitects.com)

ISSUE	DESCRIPTION	DATE
1	THESE PLANS AND SPECIFICATIONS ARE THE PROPERTY OF USA SHADE AND FABRIC STRUCTURES AND SHALL NOT BE REPRODUCED WITHOUT THEIR WRITTEN PERMISSION.	



KEYNOTES

NOTES

STRUCTURE TYPE:  
**HIP DSA**  
 SIZE: **MAXIMUM 30' x 30' x 15'e MAX.**

FACILITY:  
**MATSUYAMA ELEMENTARY SCHOOL**  
 7680 WINDBRIDGE DR.  
 SACRAMENTO, CA 95831

PROJECT:  
**MATSUYAMA ELEMENTARY SCHOOL MODERNIZATION**

SHEET NAME:  
**P.C. DSA4013030-22**

**DSA SUBMITTAL**

DATE: 01/04/2024 CLIENT PROJ NO: 3186-070-000

SHEET:

**P.C.2.2-2000**

DATE: 01/04/2024 11:52:43 AM  
AutoDesk Docs:0116070000 - SCLSD Matsuyama ES Modernization 0116070000-A-MATSUYAMA-MOD-04  
12/21/2023 11:52:43 PM

AGENCY APPROVAL:



HMC Architects

3186-070-000

2101 CAPITOL AVENUE, SUITE 100, SACRAMENTO, CA 95816  
916 368 7990 / www.hmcarchitects.com

ISSUE table with columns: #, DESCRIPTION, DATE



CORPORATE HEADQUARTERS  
2580 ESTERS BLVD, SUITE 100  
DFW AIRPORT, TX, 75261  
800-966-5005

KEYNOTES

NOTES

STRUCTURE TYPE: H I P  
DSA  
SIZE: MAXIMUM  
40' x 40' x 15'6" MAX.

FACILITY: MATSUYAMA ELEMENTARY SCHOOL  
7680 WINDBRIDGE DR.  
SACRAMENTO, CA 95831

PROJECT: MATSUYAMA ELEMENTARY SCHOOL MODERNIZATION

SHEET NAME: P.C. DSA4014040-22

DSA SUBMITTAL

DATE: 01/04/2024 CLIENT PROJ NO: 3186-070-000

SHEET: P.C.4.1-1000

GENERAL NOTES

- 1. SPECIAL INSPECTION REQUIREMENTS SHALL FOLLOW THE ATTACHED SAMPLE TEST AND INSPECTION LIST (T & LIST) APPROVED BY DSA...
2. STRUCTURE SHALL BE IN THE LOCATION SHOWN ON THE SITE SPECIFIC DSA APPLICATION DRAWING.
3. FOUNDATION DESIGN BASED ON CBC 2022, TABLE 1806A.2, SOIL CLASS 5 (ALLOWABLE FOUNDATION PRESSURE 1500 PSF)
4. DESIGN PER FOLLOWING CODES: CBC 2022 (CHAPTER 35), ASCE 7-16, AISC 360-16, AISC 341-16, ACI 318-19, ASCE 55-16 & ASCE 19-16
...
13. ALL STEEL ROUND TUBING (ITEMS FROM NOTE 4) SHALL BE TRIPLE COATED FOR RUST PROTECTION USING THE IN-LINE ELECTROPLATING COAT PROCESS...

CONCRETE SPECIFICATION

- 1. CONCRETE SHALL BE SAMPLED AND TESTED PER CBC 2022 SECTION 1903A & SHALL BE INSPECTED PER SECTION 1903A.
2. CONCRETE TO BE Fc' = 4500 PSI, TYPE V CEMENT PLUS POZZOLAN OR SLAG CEMENT, MAXIMUM WATER/CEMENT RATIO OF 0.45...
3. ALL ANCHOR BOLTS SET IN NEW CONCRETE (WHEN APPLICABLE) SHALL COMPLY WITH ASTM F-1554 GRADE 36 (GALVANIZED PER ASTM A153, CLASS D MINIMUM OR ASTM F2329)...

FABRIC SPECIFICATION

- 1. FABRIC SHALL BE MANUFACTURED BY MULTIKNIT LTD., WHICH MEETS THE SPECIFICATIONS LISTED ON PAGE 2000, AND SHALL BE FABRICATED FROM POLYETHYLENE MATERIALS, MINIMUM SEAM LENGTH 3/4".
2. THE FABRIC SHALL RETAIN 80% OF ITS TENSILE AND TEARING STRENGTH AFTER ULTRAVIOLET EXPOSURE PER ASTM G53 USING A 315 NM LIGHT SOURCE FOR 500 HOURS WHILE MOISTENED FOR 1 HOUR EVERY 12 HOURS.
3. PROVIDE CERTIFICATION BY MANUFACTURER AND STATE FIRE MARSHAL TO SCHOOLS DISTRICT INSPECTOR OF RECORD AT SITE SPECIFIC INSTALLATION...

AIRCRAFT CABLE

- 1. FOR FABRIC ATTACHMENT USE 3/8" 7x19 GALV. CABLE PER ASTM A1023/A1023M, WITH A BREAKING STRENGTH VALUE OF 14,400 LBS. CABLE SHALL BE TENSIONED TO 300 LBS MINIMUM AND 500 LBS MAXIMUM. THE MAXIMUM CALCULATED CABLE ALLOWABLE CAPACITY IS 594,909 LB.
2. CABLES SHALL BE FED THROUGH THE FABRIC SLEEVES AROUND THE PERIMETER OF THE CANOPY AND TENSIONED UNTIL THE FABRIC PANELS (DESIGNED PURPOSELY UNDERSIZED) REACH A TAUT APPEARANCE...

Table with columns: OCCUPANCY, PERSONS. Rows: MAXIMUM OCCUPANT LOAD (PER CBC 2022 TABLE 1604A.5), K-12, PUBLIC ASSEMBLY, EDUCATIONAL OCCUPANCIES, ABOVE 12TH GRADE.

CBC PC DESIGN NOTES

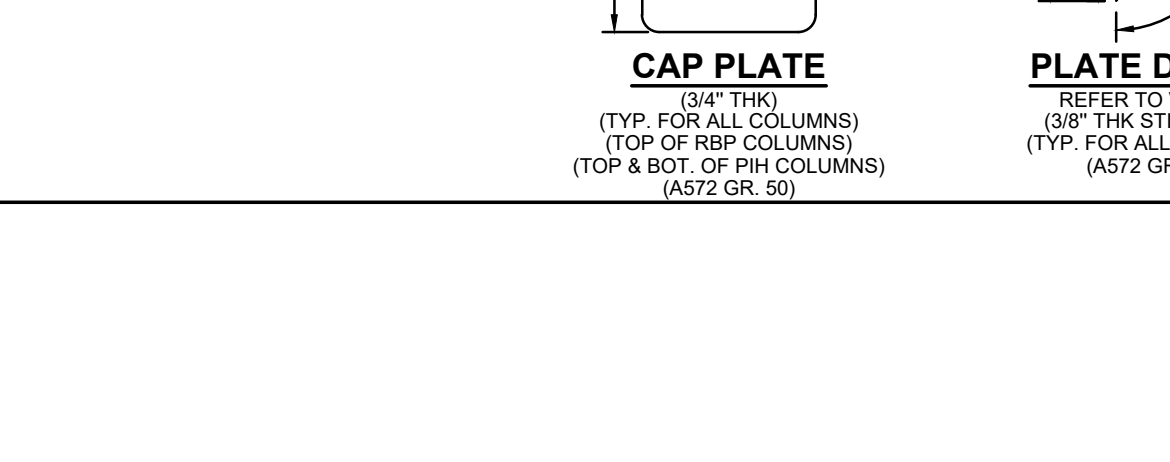
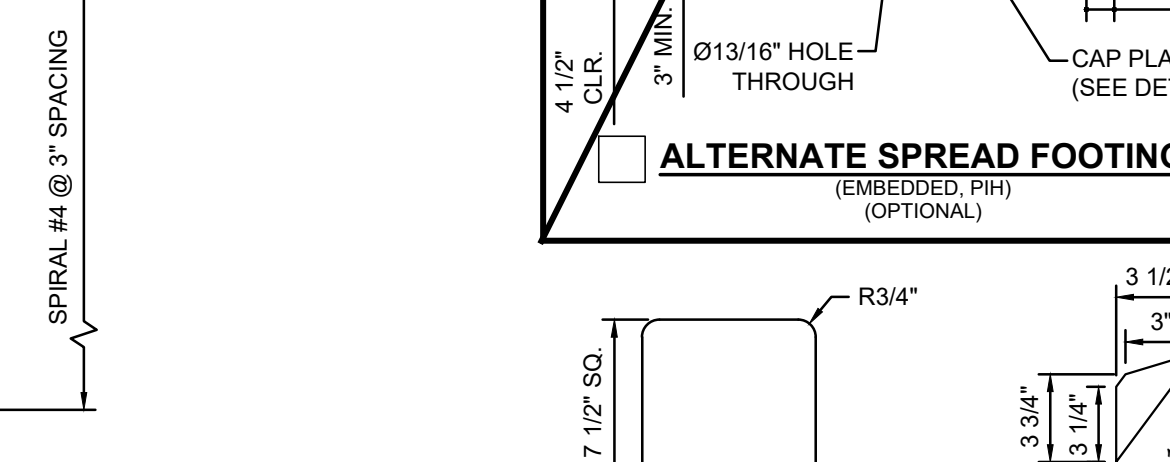
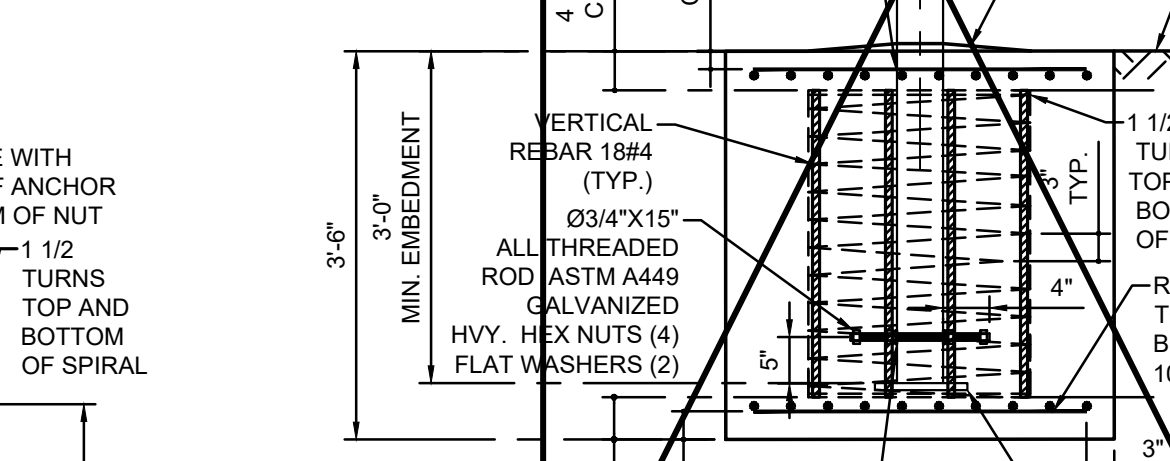
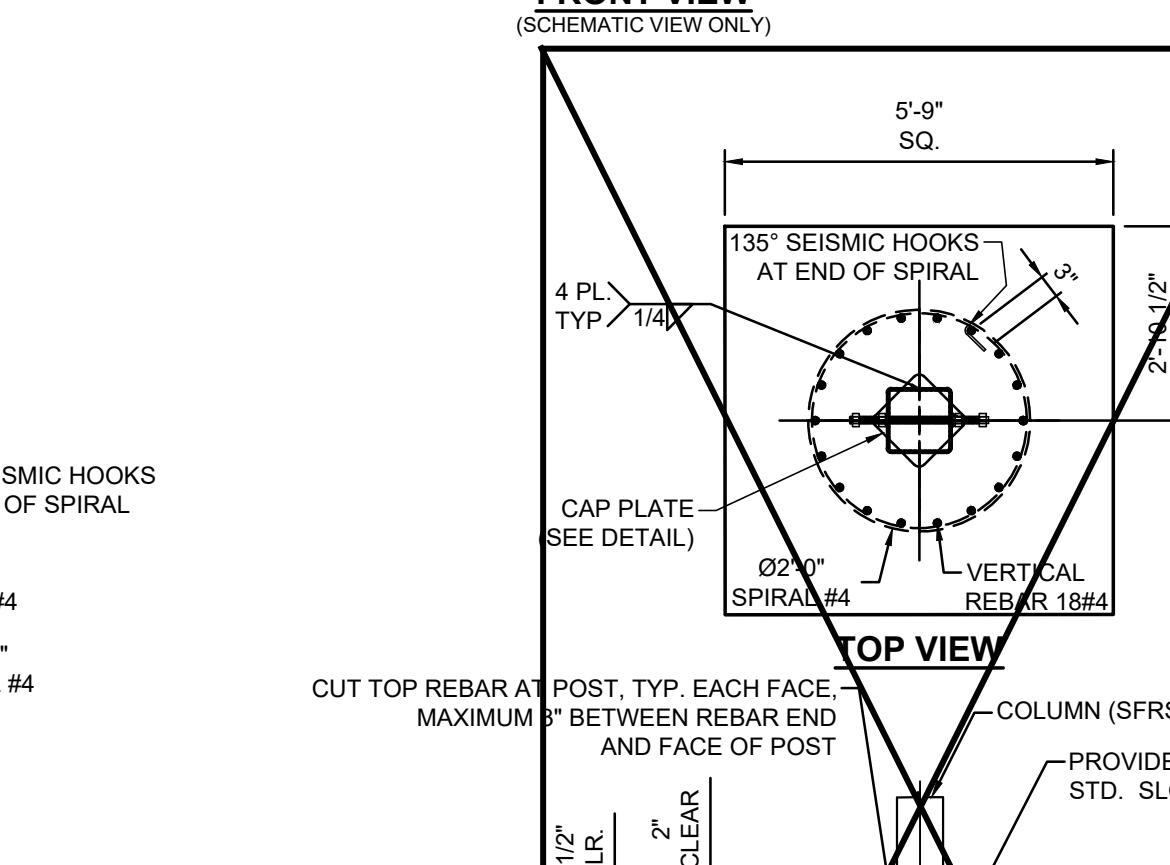
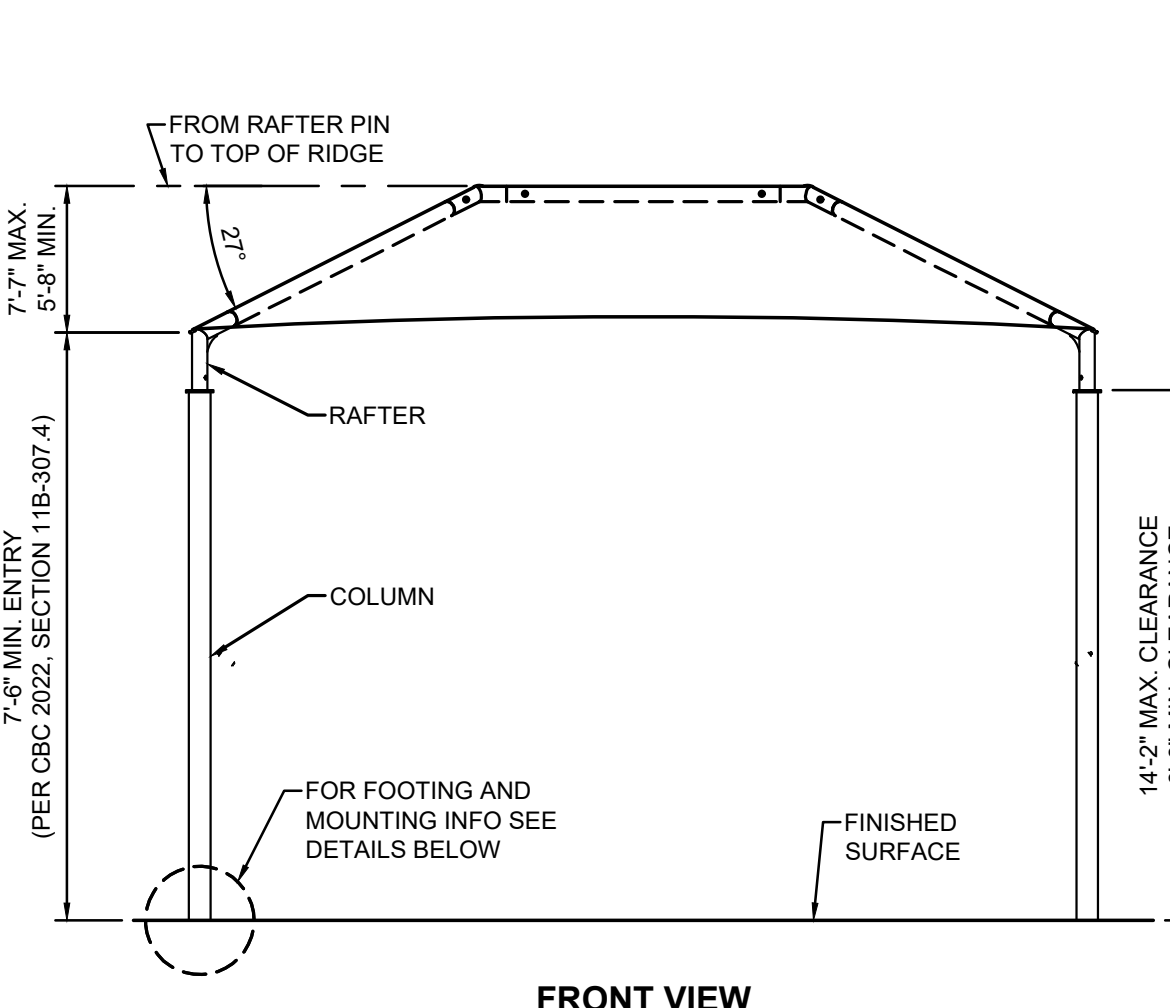
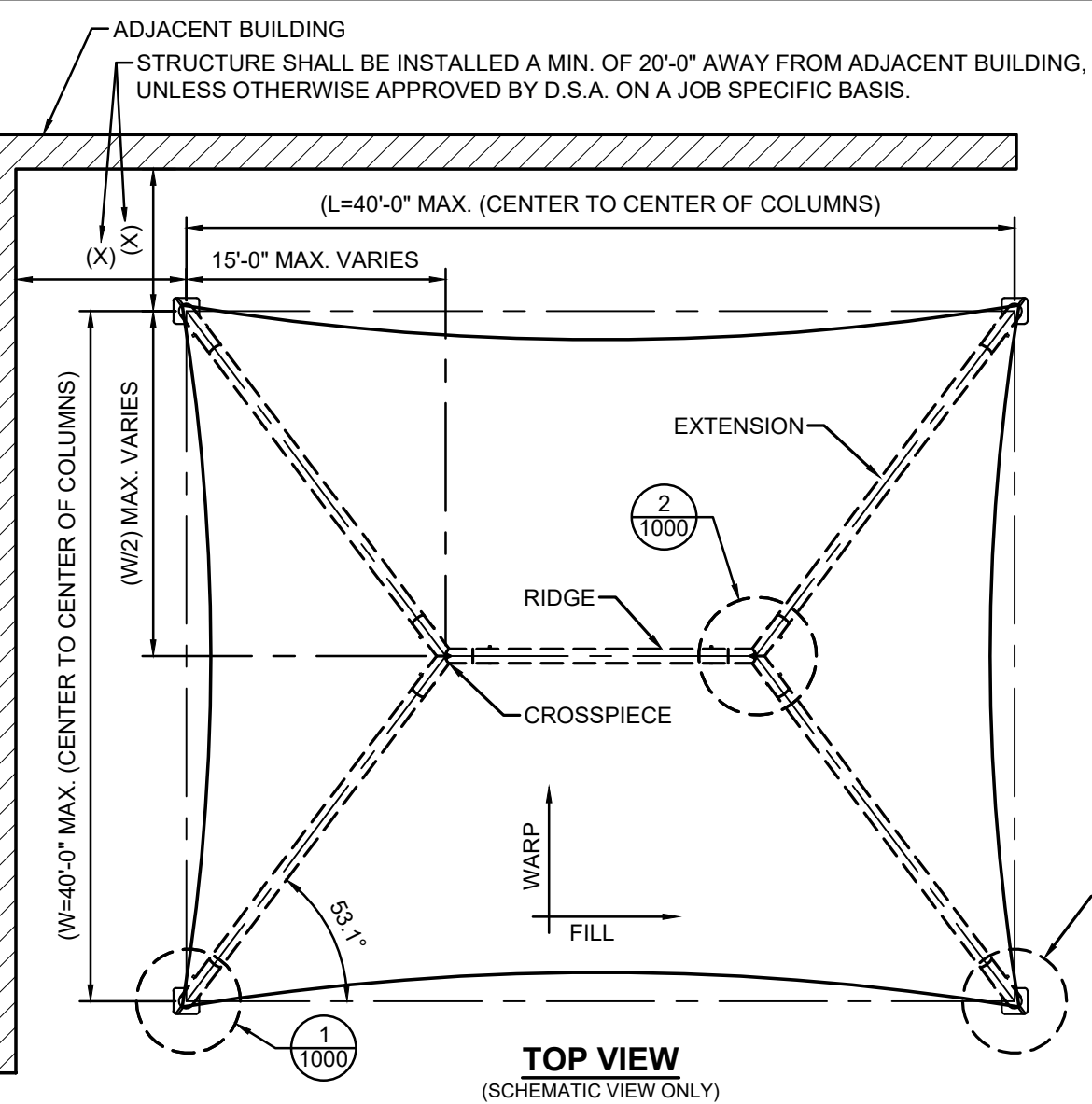
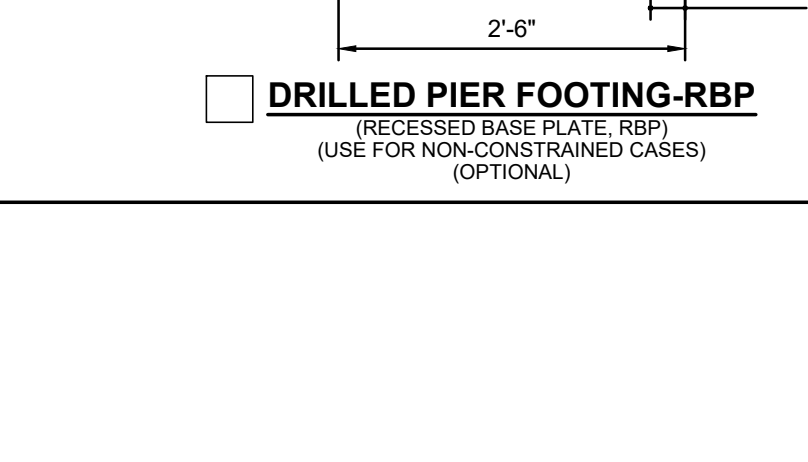
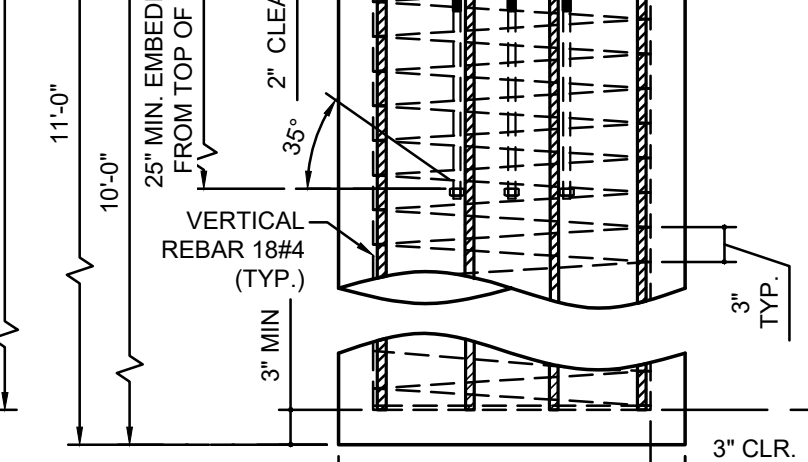
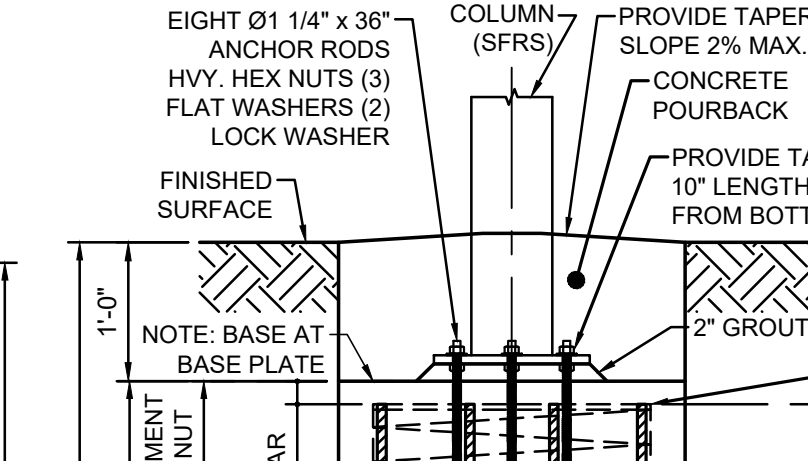
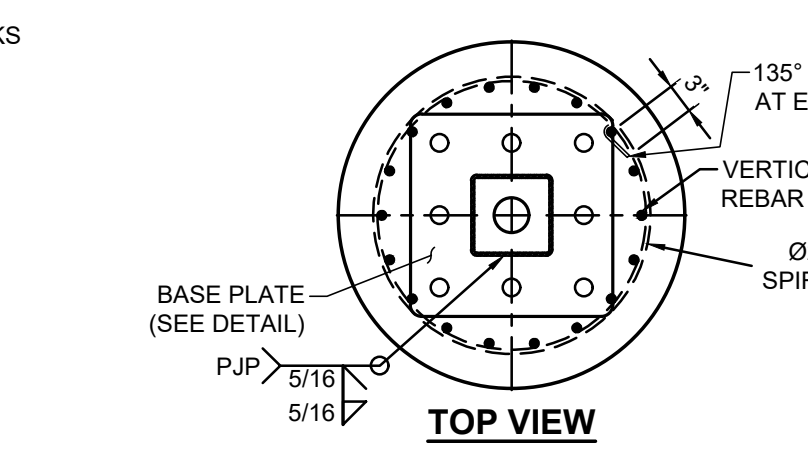
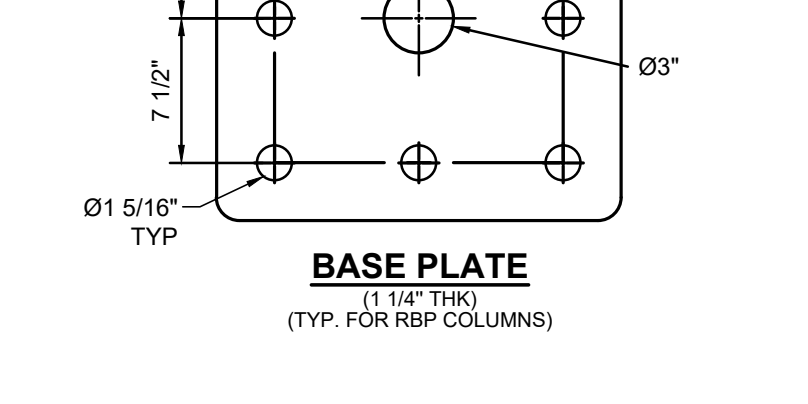
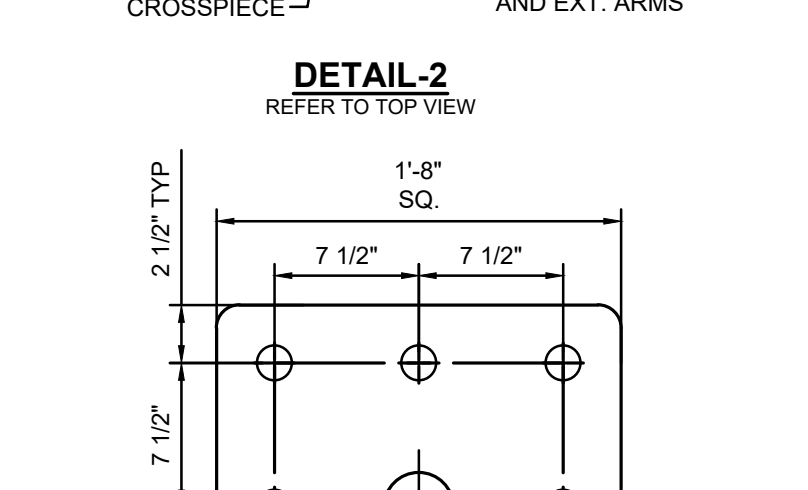
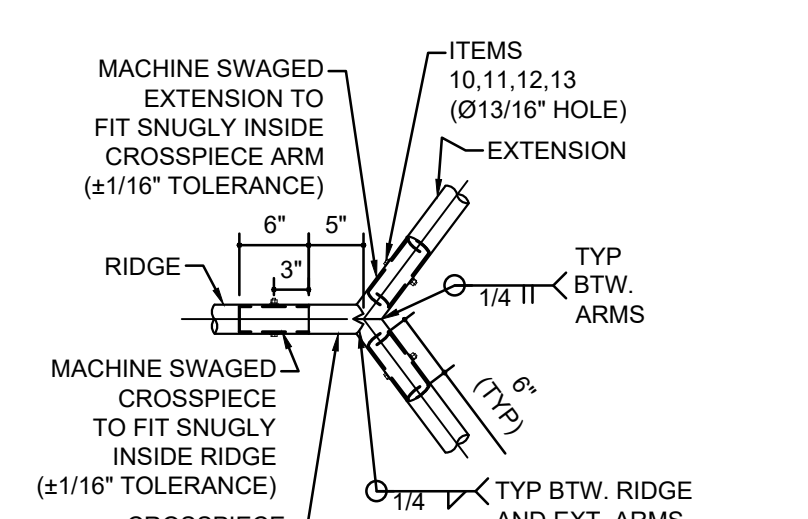
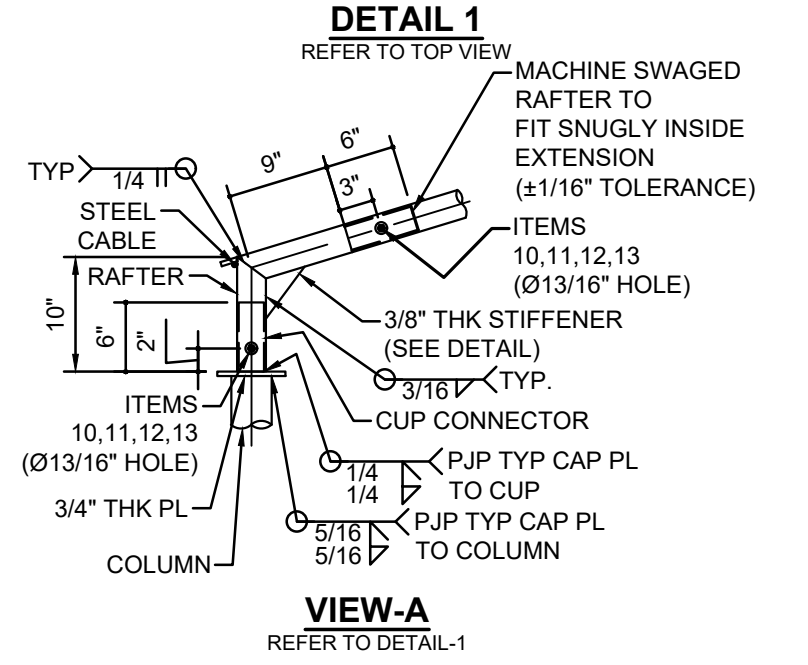
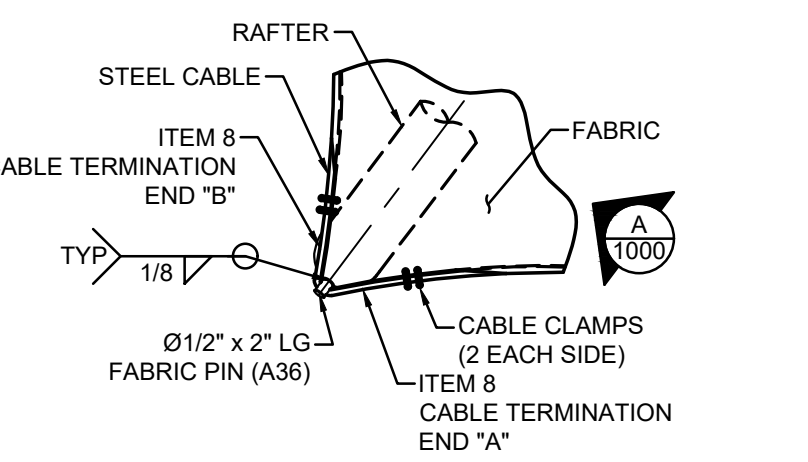
- BUILDING CODE: CBC 2022 (BASED ON IBC 2021)
FLOOR LIVE LOAD: N/A
ROOF LIVE LOAD: 5 PSF
ALLOWABLE SOIL PRESSURE: DL + LL (CONC FTG) 1500 PSF, DL + LL + SEISMIC (CONC FTG) 1500 PSF
...
SEISMIC DESIGN: SITE CLASS D, NOTE: UNLESS A SITE-SPECIFIC GROUND MOTION HAZARD ANALYSIS IS PERFORMED, THE SM1 VALUE INCREASED BY 50% SHALL BE LESS THAN THE DESIGN CRITERIA STATED HEREIN.

ARCHITECT OF RECORD TO DETERMINE IF SPECIFIC SITE IS IN GEOLOGIC HAZARD ZONE...

PC OPTIONS SHALL NOT INCLUDE LIQUEFIABLE SOIL (EXCEPTION: OPEN FABRIC SHADE STRUCTURES 1,600 SQUARE FEET OR LESS COMPLYING WITH REQUIREMENTS OF IR A-4 SECTION 3.1.1)...


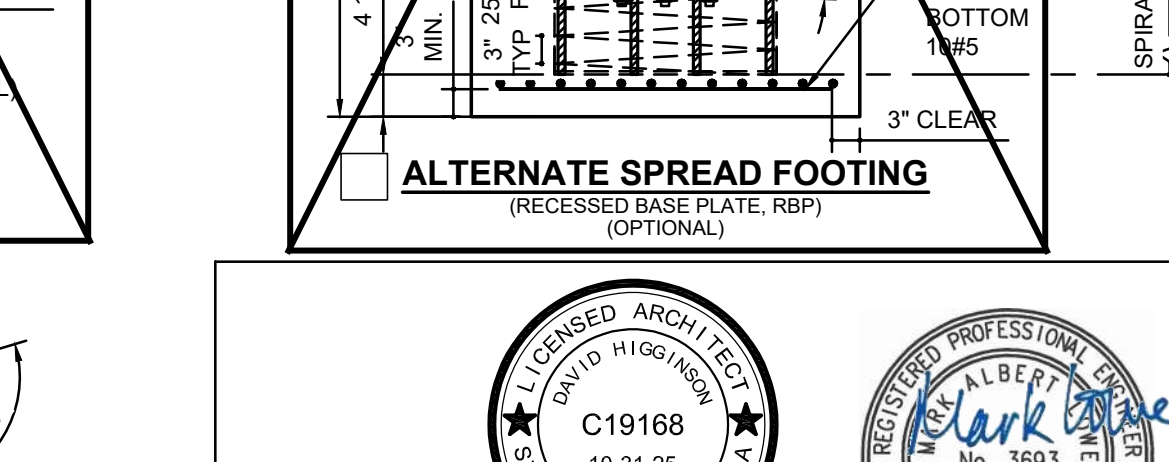
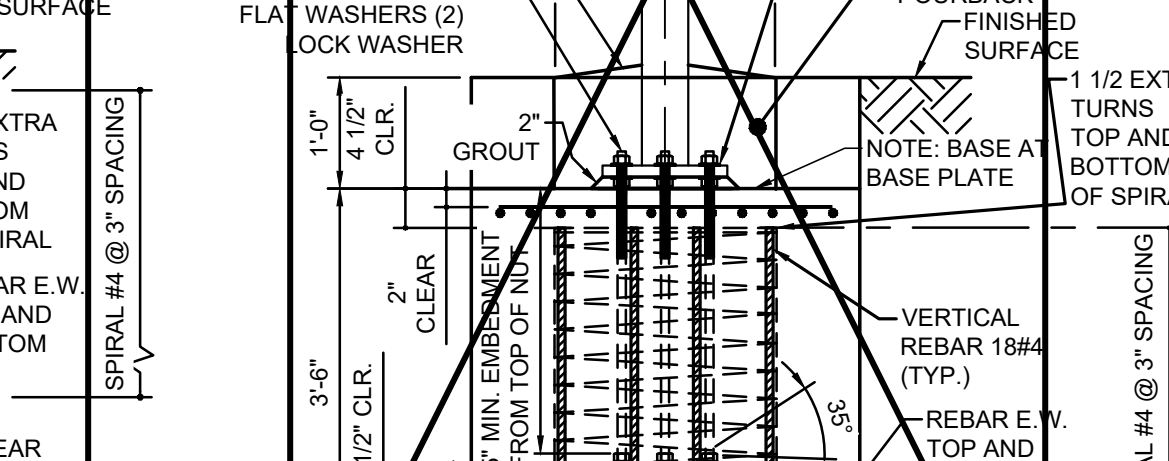
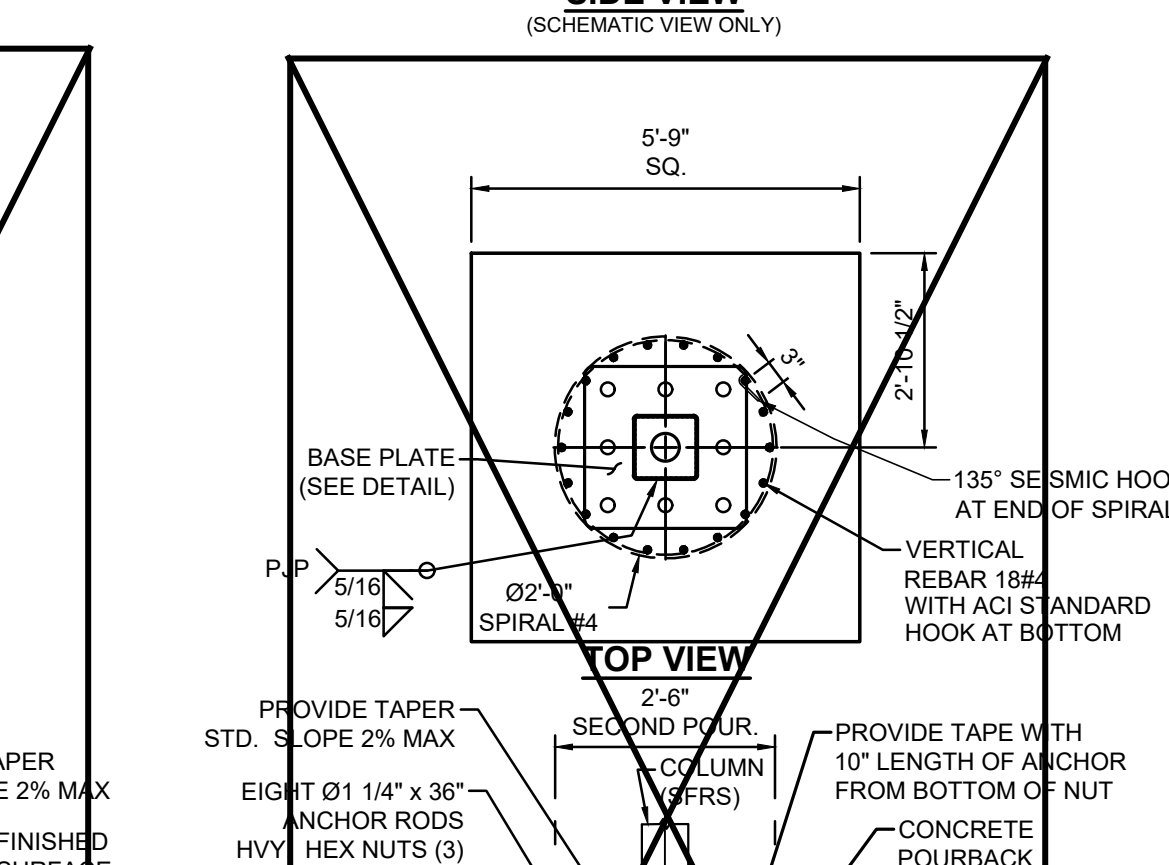
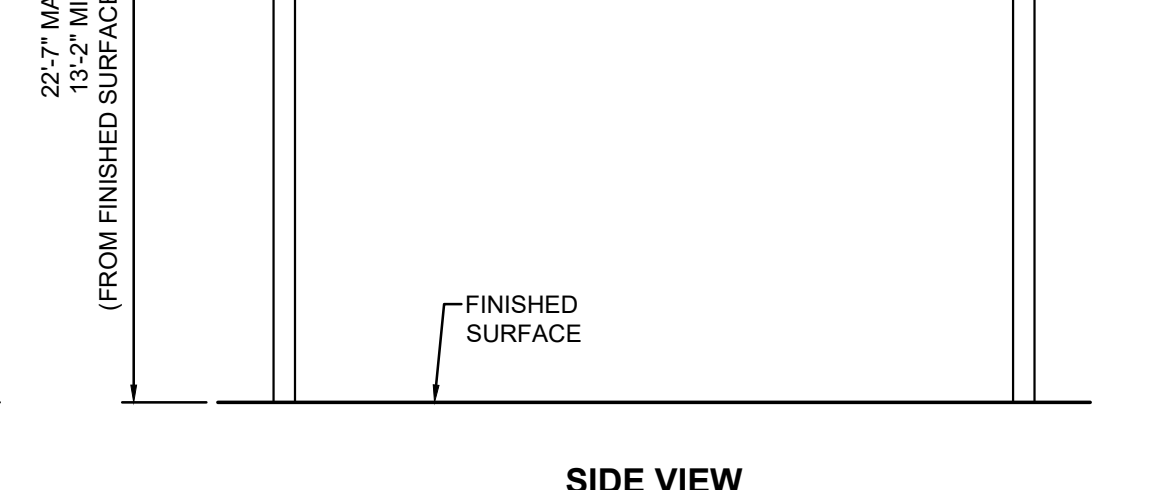
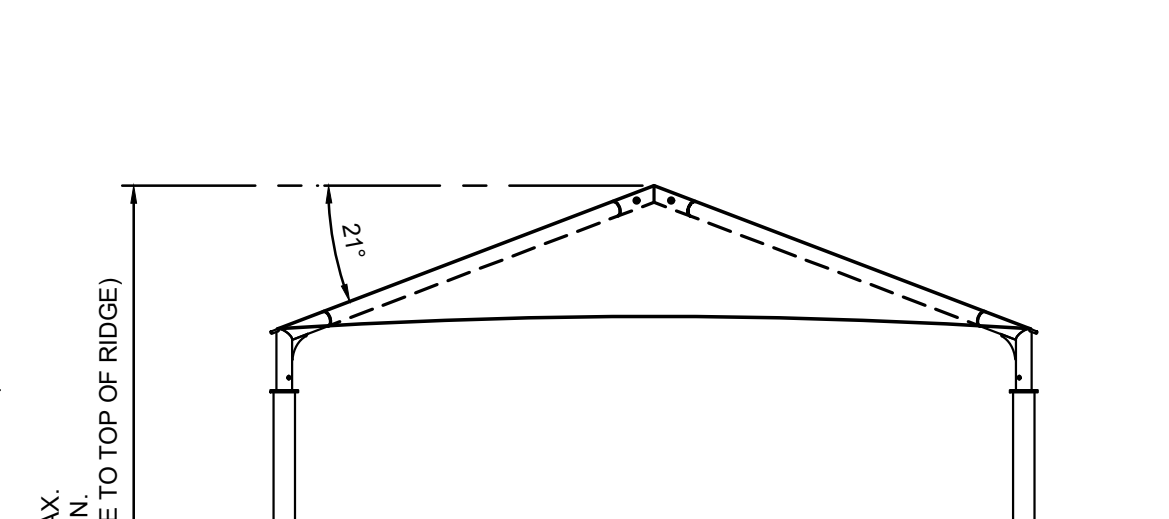
MINIMUM FOUNDATION SETBACK LIMIT IN ADJACENT SLOPE: THE DEPTH OF REQUIRED PIER EMBEDMENT SHALL START FROM AN ELEVATION THAT CORRESPONDS WITH A HORIZONTAL CLEAR DISTANCE OF 17'-6" FEET THAT INTERSECT WITH THE SLOPE (DAWLIGHTING) IF SETBACK LIMITS ARE SMALLER THAN CBC REQUIREMENTS...

MINIMUM CLASS 2 PROJECT INSPECTOR REQUIRED.



LIST OF MATERIALS table with columns: ITEM, QTY, DESCRIPTION, MATERIAL. Lists items like COLUMN, CUP CONNECTOR, RAFTER, EXTENSION, CROSSPIECE, RIDGE, FABRIC TOP, etc.

THE MINIMUM CLEARANCE REQUIRED BETWEEN DRILLED PIERS WHEN PLACING MULTIPLE OPEN FABRIC SHADE STRUCTURES ADJACENT TO EACH OTHER FROM CENTER TO CENTER IS THREE TIMES THE LEAST HORIZONTAL DIMENSION OF THE PIER PER CBC 2022 SEC. 1810A.2.5.



PLEASE RECYCLE

AGENCY APPROVAL:



HMC Architects

3186-070-000

2101 CAPITOL AVENUE, SUITE 100,  
SACRAMENTO, CA 95816  
916 368 7990 / www.hmcarchitects.com

ISSUE	DESCRIPTION	DATE
Δ	THESE PLANS AND SPECIFICATIONS ARE THE PROPERTY OF USA SHADE AND FABRIC STRUCTURES AND SHALL NOT BE REPRODUCED WITHOUT THEIR WRITTEN PERMISSION.	



KEYNOTES

NOTES

STRUCTURE TYPE: H I P  
DSA  
SIZE: MAXIMUM  
40' x 40' x 15'e MAX.

FACILITY:  
MATSUYAMA ELEMENTARY SCHOOL  
7680 WINDBRIDGE DR.  
SACRAMENTO, CA 95831

PROJECT:  
MATSUYAMA ELEMENTARY SCHOOL MODERNIZATION

SHEET NAME:  
P.C. DSA4014040-22

DATE: 01/04/2024 CLIENT PROJ NO: 3186-070-000

SHEET:

**P.C.4.2-2000**

### Aircraft Cable

Preformed, made in accordance with commercial specifications military and federal specification rope available.

**Carbon Steel (Aircraft Cable) - Galvanized** cable has the highest strength and greatest fatigue life of the materials offered. It has good to fair corrosion resistance in rural to industrial atmosphere environments. This material is most widely used for small diameter cables. Tin over galvanized cable offers greater corrosion resistance and reduced friction over pulleys.

7 x 19		Galvanized Min. Breaking Strengths (lbs)
Dia. (In)	Approx. Wt 1000 Ft/lbs	
3/32	17.	1,000
1/8	29.	2,000
5/32	45.	2,800
3/16	65.	4,200
7/32	86.	5,600
1/4	110.	7,000
9/32	139.	8,000
5/16	173.	9,800
3/8	243.	14,400



### 190/F5 Fire rated specifications

Standard range

Revision 0 28-Oct-12

Colour	Shade %	UV Block %	Average GSM	Average Warp break strength kgs	Average Elongation %	Average Weft break strength kgs	Average Elongation %	Average Burst Kpa	Average Burst to Mass ratio
Desert Sand	80	92	185	50	40	72	73	156	0.84
Blue	80	85	185	50	40	72	73	156	0.84
Brown	85		185	50	40	72	73	156	0.84
Green	80	85	185	50	40	72	73	156	0.84
Red	80	86	185	50	40	72	73	156	0.84
Silver	80	81	185	50	40	72	73	156	0.84
Terracotta	75	82	185	50	40	72	73	156	0.84
Yellow	80	89	185	50	40	72	73	156	0.84
				110 LB		159 LB		3258 PSF	

CONVERSION TO IMPERIAL UNITS:  
185 GSM = .0378 psf  
50 KGS = 110 Lb  
72 KGS = 159 Lb  
156 Kpa = 3258 psf

Notes:  
190/F5 conforms to The California State Fire Marshal Title 19 Test for Small scale Fabrics  
Tear tests are done using a 50mm wide strip and a cross head speed of 500mm/min  
This report has been compiled using the mean results from all tests conducted on the given sample by our Quality Control Laboratory, the information provided is considered to be a good reflection of the relevant properties of the fabric tested. These results must only be used as an indication of the quality and characteristics of the fabric tested.  
Our company cannot be held responsible or liable in any way whatsoever should this information differ to that of a registered testing institution.

Deon Joubert  
General Manager - Multiknit (Pty) Ltd

Tommy Rogers  
Managing Director - Multiknit (Pty) Ltd

**FLAME RETARDANT**

**Fabric Registration**

**LICENSE NUMBER: F-052001**

**COLOURSHADE 190/F5**

**Product Marketed by:**  
MULTIKNIT (PTY) LTD  
BOX 798 WHITE RIVER 1240  
MPUMALANGA SOUTH AFRICA .

Issue Date : 05/08/2023  
Expiration Date : 06/30/2024

This product meets the minimum requirements of flame resistance established by the California State Fire Marshal for products identified in Section 13115, California Health and Safety Code. The scope of the approved use of this product is provided in the current edition of the CALIFORNIA APPROVED LIST OF FLAME RETARDANT CHEMICALS AND FABRICS, GENERAL AND LIMITED APPLICATIONS CONCERNS published by the California State Fire Marshal.

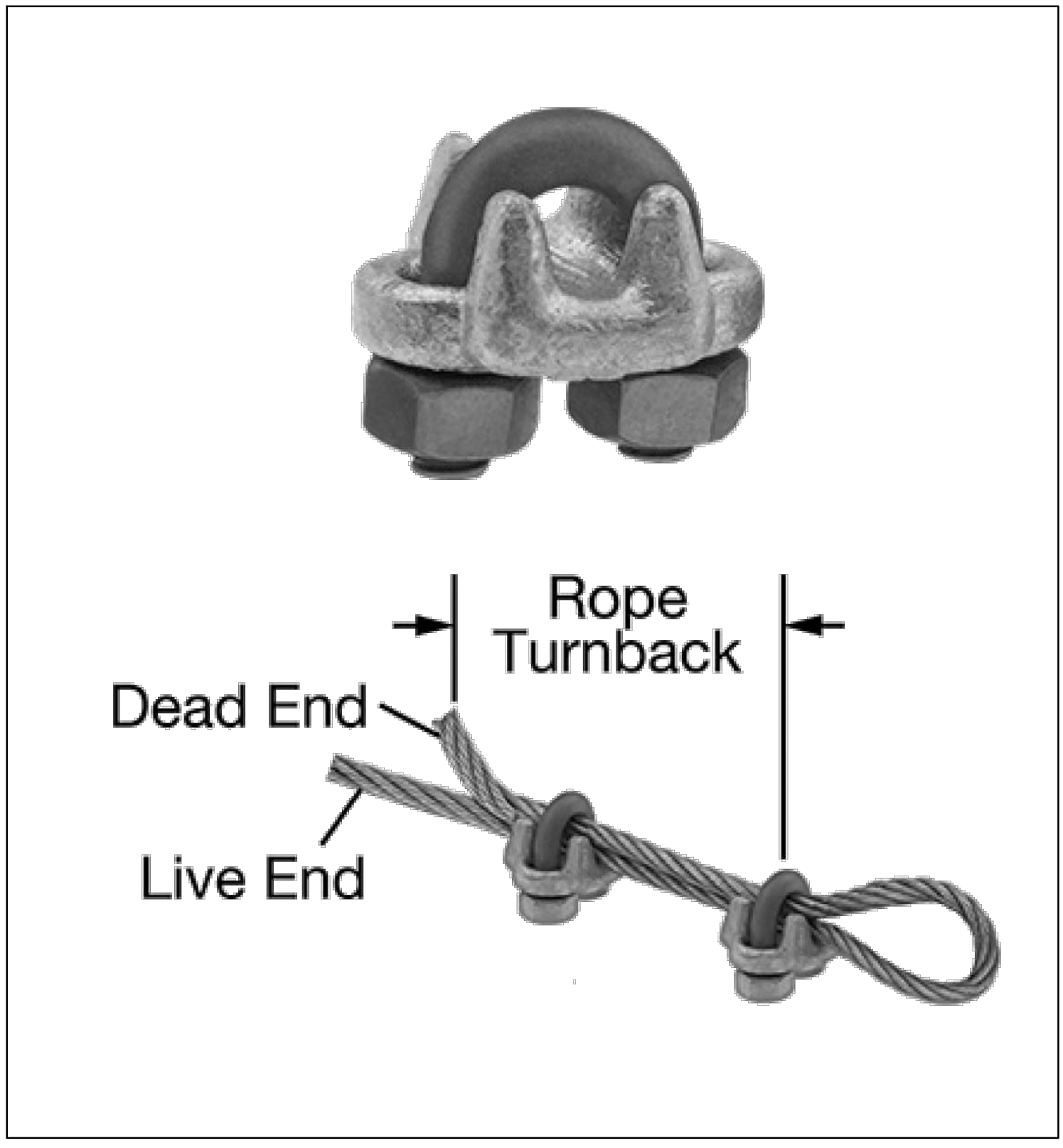
Issued By Cortney Walker  
Fire Engineering License Manager  
Fire Engineering & Investigations Division

Reviewed and Approved By Patricia Setter  
Deputy State Fire Marshal III  
Fire Engineering & Investigations Division

OFFICE OF THE STATE FIRE MARSHAL

Please visit calfire.gov/motus.org for more information on Licensing and Permitting with CAL FIRE

Page 1 of 1



**FORGED WIRE ROPE CLAMP**

FITTING TYPE ROPE CLAMP  
FABRICATION: FORGED  
MATERIAL: GALVANIZED STEEL  
FOR WIRE ROPE DIAMETER 3/8"  
NUMBER OF CLAMPS REQUIRED: 2  
ROPE TURNBACK: 6 1/2"  
FOR WIRE ROPE CONSTRUCTION 7 x 19  
ATTACHMENT TYPE: LOOP  
CLAMP WIDTH 2"; HEIGHT 1 15/16"; THICKNESS 1 11/16"  
REQUIRED INSTALLATION TOOL TORQUE WRENCH  
REQUIRED TORQUE 45 FT.-LBS.  
CAPACITY 80% OF THE ROPE'S CAPACITY  
SPECIFICATIONS MET ASME B30.26, FED. SPEC. FF-C-450

